

# Vision Board Templates

“If you can dream it, you can do it.”

There are many ways to create vision boards. You can use a blank piece of paper, poster board, online tools or the enclosed templates, to create your vision board.

Your vision board can be a single page, or it can be several pages, that you tape to a wall or tri-fold cardboard display. Display your completed vision board where you can see it and reflect on it each and every day.

On the following pages you'll find several vision board templates and embellishments. You can use these as is or use them to spark ideas for alternate layouts.

Gather pictures from magazines, photos you've taken, or images you purchase or gather from public domain sites.

Create sections for your vision board so that you can concentrate your focus on very specific areas of your life. You can create one vision board and divide it into several sections, or you can create separate vision boards for each area of your life, goals and dreams.

Have fun and dream big as you create your vision board(s).

*My Happiness*

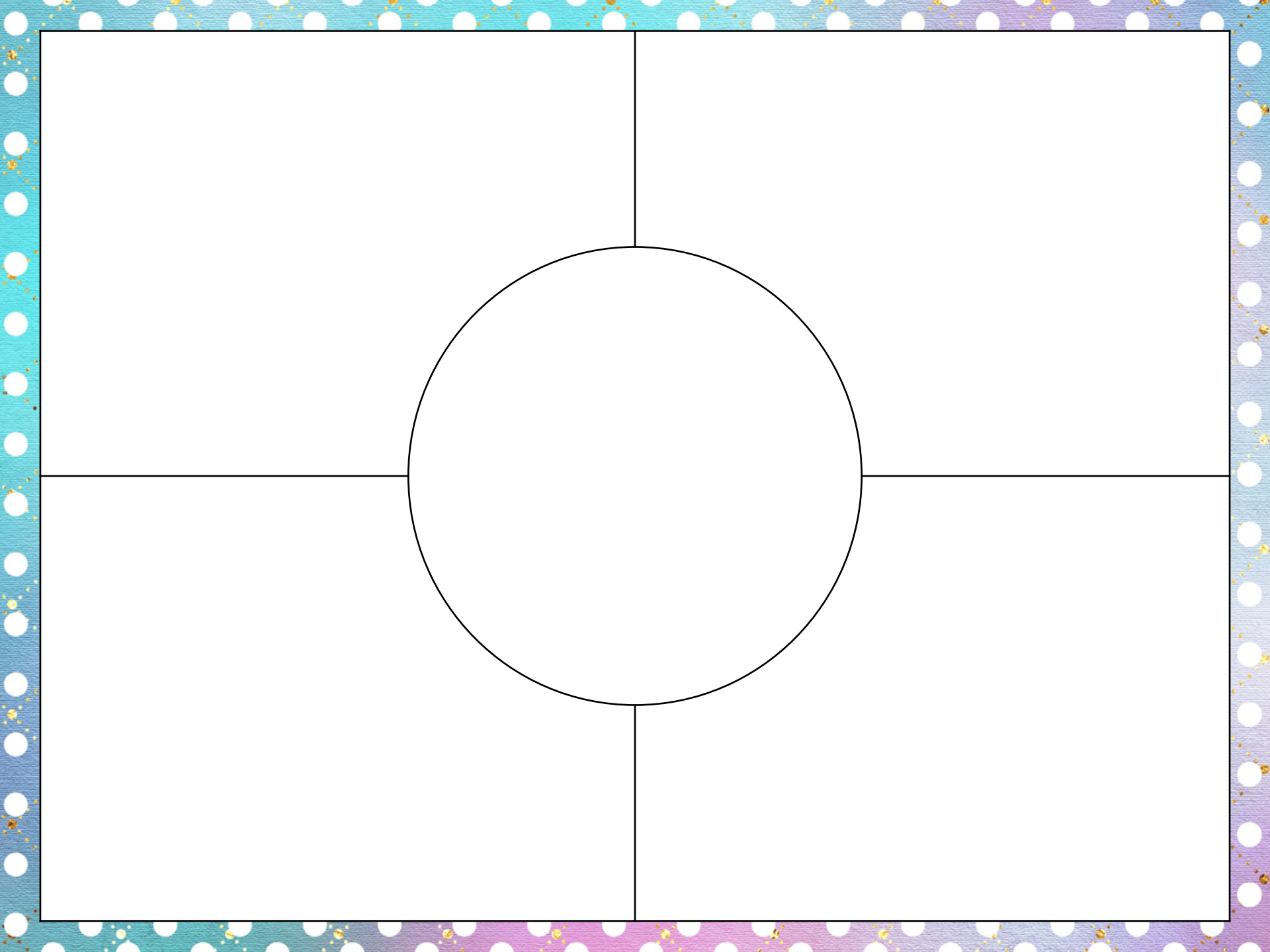
*My Success*

*My  
Hopes &  
Dreams*

*My Health*

*My Relationships*





# Vision Board Labels for Digital & Physical Boards

*My Health*

*My Hopes and Dreams*

*My Wealth*

*My Success*

*My Relationships*



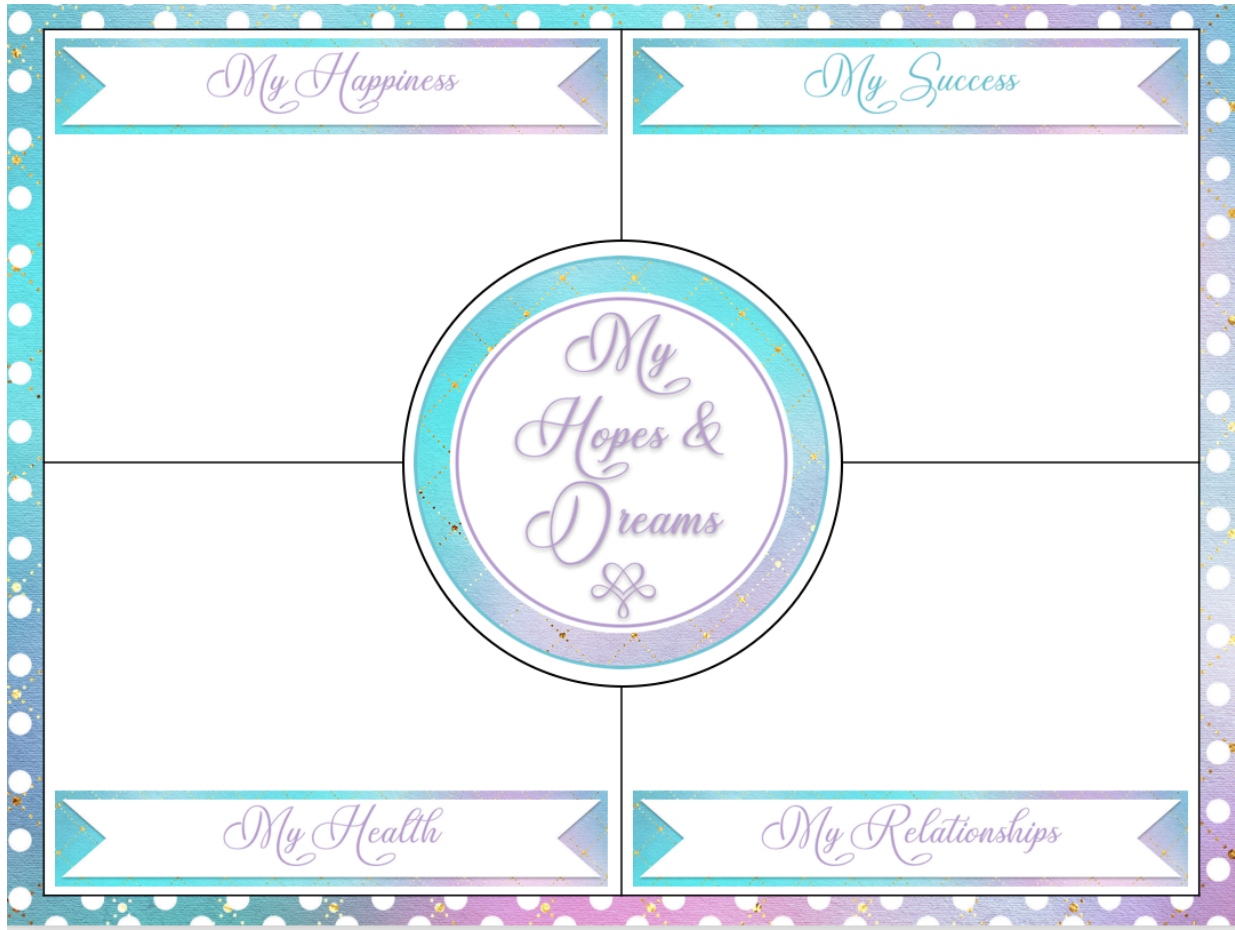



*My Happiness*

*My  
Hopes &  
Dreams*

*Health*

*Love*

*Success*





# Power Quote and Affirmation Cards

Cut These Out and Display on or Around Your Vision Board

A Goal  
Without a Plan  
is Just a Wish

Attitude  
is the *little thing*  
that makes a  
Big Difference!

Nothing  
Will Work  
**Unless**  
You Do!

Believe  
in the  
**POWER**  
of Your  
Dreams

# Power Quote and Affirmation Cards

Cut These Out, Add Quotes & Display on or Around Your Vision Board

