



SQUASH SA.

RACQUETBALL SA

Annual Report 2012

*The Board of Directors has pleasure in presenting the
2012 Annual Report of the activities of the Squash Rackets
Association of SA Inc for the 12 months ended 30 June 2012 together
with an audited Statement of Income and Expenditure and Balance
Sheet of the Association for the period ended 30 June 2012*

Contents

| | |
|---|---------|
| Squash Rackets Association of SA Inc Governance | Page 3 |
| President and General Manager's Report | Page 5 |
| Comments from the Board | Page 7 |
| Customer Satisfaction Survey | Page 8 |
| Pathways Report | Page 9 |
| Barossa Report | Page 11 |
| Country Coordination Report | Page 12 |
| Back on the Ball Report | Page 12 |
| Member Services Report | Page 13 |
| Racquets SA Report | Page 15 |
| SA Squash Referees Association Report | Page 16 |
| Junior Coordination Advisory Committee Report | Page 17 |
| Pennant Committee Report | Page 18 |
| Racquetball Report | Page 19 |
| Tournament Results | Page 20 |
| State Senior Team | Page 21 |
| State Junior Team | Page 21 |
| Squash SA Awards | Page 22 |
| State Senior Rankings | Page 26 |
| State Junior Rankings | Page 26 |
| National Senior Rankings | Page 27 |
| National Junior Rankings | Page 27 |
| Finance Report | Page 29 |
| Board of Directors' Statement | Page 38 |
| Auditor's Statement | Page 38 |





Squash Rackets Association of SA Inc Governance

Administration

Squash SA

| | |
|---------------------------|--|
| General Manager | Mr Phil Sinnott |
| Pathways Manager | Mr John Cranwell (to Nov 2011) |
| Member Services Manager | Mrs Patti Wilson |
| Marketing Manager | Ms Nicole Boyd (to Jan 2012) |
| Development Officer | Mr Des Panizza |
| Development Officer | Mr James Rogers |
| Development Officer | Mrs Dani Rogers (Maternity Leave from Jan 2012) |
| Development Officer | Mr Andrew Edwards |
| Country Coordinator | Mr Grant Norman |
| Competition/Admin | Mrs Tanya Virgens |
| Daytime North Coordinator | Mrs Winn Unwin |
| Daytime South Coordinator | Mr Des Whelan |
| Pennant Registrar | Mr Will Gray |
| Racquetball Coordinator | Mrs Leonie Johnston |

Racquets SA

| | |
|-------------------|-------------------|
| General Manager | Mr Phil Sinnott |
| Club Manager | Mr Damien Hill |
| Assistant Manager | Ms Mandy Gebhardt |
| Finance Officer | Mr Bryan Ploenges |

Auditor

Mr Rod Shearing (FIPA)

Board of Directors

| | |
|-----------|--|
| President | Mr Mark Goldstone |
| Directors | Mr Sam Abishara Mr George DeVizio Mr Lynton Franzi Ms Cheryl Johnstone Ms Alissa Proctor Mr Con Psaromatis Dr Alex Ryan Mr Philip Teale |

Hall of Fame Members

Ms Vicki Cardwell (Legend)
Mr Chris Dittmar (Legend)
Mr Doug Stephensen (Athlete)

Life Members

Mr Len Atkins (OAM)
Mr Metze Bradey
Mr John Chapman
Mr Malcolm Kennewell
Mr William Spear (OAM)
Dr Bruce Walker

SA Squash Referees Association

| | |
|---------------------|------------------|
| President | Mr Grant Donovan |
| Secretary/Treasurer | Mrs Judy Feltrin |



Advisory Committees

Facilities Advisory Committee

| | |
|-----------|---|
| Chair | Mr Lynton Franzi (Board Rep) |
| Committee | Mr Chris Dittmar Mr Mark Goldstone (Board Rep) Mr Phil Sinnott (Ex Officio) |

Finance and Risk Advisory Committee

| | |
|-----------|--|
| Chair | Mr Philip Teale (Board Rep) |
| Committee | Mr Mark Goldstone (Board Rep) Mr Damien Hill (Ex Officio) Mr Andrew Langley Mr David Lipschitz Mr Bryan Ploenges (Ex Officio) Mr Rod Shearing (Auditor) Mr Phil Sinnott (Ex Officio) |

Junior Coordination Advisory Committee

| | |
|-----------|--|
| Chair | Mr Grant Norman |
| Committee | Mr Steve Cope Ms Junesse Martin Ms Kaye Reeves Mr James Rogers (Ex Officio) Dr Alex Ryan (Board Rep) |

Marketing and Membership Advisory Committee

| | |
|-----------|---|
| Chair | Ms Alissa Proctor (from Jan 2012)(Board Rep) Ms Cheryl Johnstone (to Jan 2012) (Board Rep) |
| Committee | Miss Janine Bryan |

Pennant Committee

| | |
|-----------|---|
| Registrar | Mr Will Gray |
| Committee | Mr Brian Richards Mr Terry Swanton Mr Nathaniel Wolff |

Racquetball Committee

| | |
|-----------|---|
| Chair | Mr Sam Abishara (Board Rep) |
| Committee | Mr Steve Broughton Mrs Leonie Johnston Mr Terry Racz Mr Brian Richards |

Senior Coordination Advisory Committee

| | |
|-----------|---|
| Chair | Mr George DeVizio (Board Rep) |
| Committee | Mr Andrew Edwards (Ex Officio) Ms Judy Feltrin Mr Con Psaromatis (Board Rep) Mr Matt Wolff |

Squash SA Awards Committee

| | |
|-----------|--|
| Chair | Mr Jack Wass |
| Committee | Ms Vicki Cardwell (Independent) Mr Manfred Lang Mr Phil Sinnott (Ex Officio) Mrs Tanya Virgens (Ex Officio) |

Women's Committee

| | |
|-----------|-------------------------------|
| Chair | Ms Alissa Proctor (Board Rep) |
| Committee | Ms Hari Argiro |

Working Groups

Barossa User Group

| |
|------------------------------|
| Mr Stephen Lubcke (School) |
| Mr Grant Norman (Ex Officio) |
| Mr Des Panizza (Ex Officio) |
| Ms Jo Thomas (Council) |
| Ms Kerry Ward (Club) |

Member Satisfaction Survey

| |
|-------------------------|
| Ms Michelle Crisp (ORS) |
| Ms Cheryl Johnstone |
| Mr Phil Sinnott |
| Mr Philip Teale |
| Mrs Patti Wilson |

Women's Participation and Development

| |
|--------------------------------|
| Ms Cheryl Johnstone |
| Ms Sam Patterson (Independent) |
| Mr Phil Sinnott (Ex Officio) |
| Dr Alex Ryan |

2014 Racquetball Nationals

| |
|-----------------------------|
| Mr Sam Abishara |
| Ms Dianne Mattson |
| Mr Des Panizza (Ex Officio) |
| Mr Brian Richards |
| Mr Paul Vear |



President and General Manager's Report

Strategic Direction

In October 2011, the Board attended a two day Strategic Planning Workshop, to review the 2010 to 2013 Strategic Plan. In November 2011, reflective of the outcomes of the workshop, we made a decision to decrease operational costs. The driver behind the reduction of the Squash SA operating spend was twofold:

- 1 To introduce a model that would see participation driven by Member Clubs and Venue Operators via programs, and supported by Squash SA services
- 2 To free up cash flow in order to pay down the current loan liabilities

A Business Plan was prepared and implemented, whereby projects were tasked to staff with set budgets and timeframes, to ensure Squash SA remained focused on delivering against the Strategic Plan's four Key Strategic Directions:

- 1 Increase Participation and Membership
- 2 Improvement of Facilities
- 3 Game and Player Development
- 4 Governance and Administration

To achieve the reduction in operating costs the organisation was restructured, which resulted in reduced staffing levels in the areas of Pathways, Marketing and Development.

Participation and Membership

Over the past 12 months the introduction of the Online Player Registration System has provided Squash SA with a mechanism that can collect participation data in order to build the Association's corporate knowledge around participation numbers and trends.

It is pleasing to see results which show a growth in Club affiliation numbers from 34 to 39, with some categories of participation showing a trend in participation growth.

- The average attendance at Junior Club Programs (including Country), has increased from 94 (Term 4, 2011) to 141 (Term 1, 2012).
- The number of participants in the High Schools Competition has increased from 167 in 2011 to 214 in 2012.
- The number of Squad Members in the Performance Pathways program has increased in the Emerging Athlete Squad from four to six and State Junior Development Squad from 18 to 25.

The traditional paradigm for pennant competition numbers remains consistent, and again our challenge is whether the current competition structure and format is conducive to attracting new players.

Facilities

The Association's licenced venue, Racquets SA, has felt the impact of a declining economic market over the past 12 months. A series of financial and industry setbacks has needed to be overcome including the aftermath of the gaming room ceiling collapse, non-payment by our Insurers for the ceiling repair and interruption to business insurance claim, limited consumer discretionary spend particularly on leisure/entertainment activities, and Industry uncertainty regarding mandatory pre-commitment.

The General Manager (GM) investigated TAB and KENO as new revenue streams for Racquets SA. Neither option was viable based on existing bar trade and setup fees. The Board and GM also investigated the sale of two Gaming Machine Entitlements (GME) in line with the Racquets SA Efficiency and Economy strategy, prepared by BRM Holdich. The sale of the two GMEs would have paid the loan liabilities, however the machines were not purchased by the market on the GME trade day.

In terms of Squash Facility Development, the GM (in conjunction with the Barossa Council) coordinated the official opening of the Barossa Squash Courts by Chris Dittmar, attracting media coverage and community profile.

Squash SA has been included as a key stakeholder in the Onkaparinga Council's Recreation Strategy. This has resulted in the Onkaparinga Strategy identifying future squash courts at the Seaford Recreation Centre and Aberfoyle Park Hub Recreation Centre. Design plans for four new courts at the Seaford Recreation Centre have been prepared and Squash SA will lobby Onkaparinga Council to incorporate the courts in the Seaford Development Master Plan.

In addition, Adelaide City Council, Onkaparinga Council, City of Holdfast Bay and Tea Tree Gully Council have each supported Squash SA's concept to develop an outdoor multi-court, which would see squash played in urban spaces/parklands and link unstructured participation to centres and clubs. Funding has been provided by the Office for Recreation and Sport to design the outdoor multi-court in conjunction with the above Councils.



Over the past 12 months, the Board, Finance and Audit Advisory Committee, Facilities Advisory Committee and the GM have explored a number of facility development opportunities and capital projects:

- Adelaide City Beach Volleyball Site – lease land to build a city squash centre
- Campbelltown Leisure Centre squash courts build
- Hendon Squash Centre purchase
- 440 Goodwood Road property purchase
- Seaford Recreation Centre squash courts build
- Racquets SA exterior and interior refurbishment

It was determined that the priority would be to repay the loan and build cash reserves before further capital outlay would take place. The longstanding loan liability of the South Adelaide Squash Centre was also settled. The building loan was paid out in full by the SA Masters Squash Association and separated from Squash SA. The SRASA balance sheet liability was reduced by \$289,236.

Game and Player Development

In addition to the ORS Step 1 grant, Squash SA sourced \$4,000 funding from ORS for the SASRAPID Squash program and a further \$2,500 funding from the City of Salisbury to deliver squash programs.

During 2012 Squash SA prepared funding applications that will see the following new projects funded, and rolled out over the 2012/2013 financial year:

- Women's Participation and Development Strategy
- Outdoor, Get Moving, Multi Court Feasibility and Design Study
- Performance Pathways underpinning funding
- Core Business funding – government commitment for three years

In 2012, Squash SA and Racquets SA conducted an independent member satisfaction survey with our key stakeholders. The survey results were pleasing, and are a credit to the customer service delivery and relationships that have been established by Squash SA and Racquets SA staff with our membership and external stakeholders.

- 95.1% of members surveyed were satisfied to extremely satisfied with their overall dealings with Squash SA Administration
- 90% of Racquets SA Members surveyed were satisfied with the overall level of customer service

On 17 June, 160 people attended the 2012 Gala Dinner held at the Sanctuary, Adelaide Zoo. The event provided a great chance to reflect upon many of the remarkable achievements of the Squash and Racquetball Community, its players, administrators, coaches and officials. The Gala Dinner incorporated the 2012 Awards, and provided an opportunity for us all to celebrate the wonderful achievements of our sports over the past 12 months.

2012 also saw the launch of a fresh look 'Play Squash' Web Video which was published by Indaily, Adelaide's independent daily newspaper. The web clip attracted 430 web hits of which 136 visited Squash SA's general enquiries email.

Governance and Administration

The Board and GM have worked through a series of reviews to ensure we are operating efficiently and effectively in an ever changing industry and economic climate.

Some of the key Governance and Administration strategies addressed over the past 12 months include:

- Board and Committee's Strategic Planning Workshop
- Online Player Registration System introduced
- Talented & Emerging Athlete Program review
- Female Participation Growth Strategy developed
- South Adelaide Squash Centre loan resolved

In closing, we would like to recognise Squash SA's major partners – the State Government of South Australia, and Racquets SA, our Licenced Bar Gaming and Bistro Venue. We would also like to extend our gratitude to our Major Tournament sponsors Maggie Beer Products, Barossa Valley Toyota, and the 2012 Gala Dinner Supporters - Nippy's Fruit Juice, Rebel Sport, St Hallett Barossa, Profix Melrose Park, Rackets and Strings, Reilly's Clare Valley and Simeone Financial Services.

On behalf of the Board and the Association, we would like to acknowledge the contribution of the whole team, including Board of Directors, members of each of our Advisory Committees, staff of Racquets SA and Squash SA, club owners, venue operators, coaches, administrators, referees, officials and volunteers. The entire team is very passionate and dedicated to the overall development of the Association.

Mark Goldstone

President

S.R.A.S.A

Phil Sinnott

General Manager

S.R.A.S.A



Comments from the Board

As we all know there are many challenges facing squash and racquetball growth in South Australia. Squash SA's Facilities Enhancement Grants and major development programs are an integral part of our strategic plan to improve facilities and increase participation of squash and racquetball. The significant contribution made by Squash SA to the \$17m development of the Barossa Aquatic and Recreation Centre "The Rex" is a great example of how we are delivering on that promise. It's because of these facility upgrades that we were able to win the hosting rights for the 2014 and 2015 Australian Racquetball Championships which are being held outside of Victoria for the first time at The Rex. Sam Abishara



We have seen growth in country squash participation and through our grants program have improved a number of squash facilities. The Board and staff have introduced a survey format that consulted with former and current pennant competition players which is increasing our knowledge of player needs. George DeVizio



I think that Squash SA staff have done a wonderful job this year to achieve external funding, sponsorships and press coverage in a climate saturated by high-profile sports that get a lot of media attention. Despite government cutting grant funding generally, we were able to obtain its support to increase women's and girl's participation. This is a 'new' grant of \$20,000 and demonstrates the Office of Recreation and Sport's confidence in Squash SA's directions.



Our tournament in the fantastic new development at the Barossa attracted several new significant sponsors in its first year, and the Gala Dinner format also provided sponsors with something exciting to be associated with. Already staff are building on the potential for this sponsorship to expand. Obtaining some press coverage has been an achievement in itself! It has been particularly pleasing as it has highlighted the growing accomplishments of SA's number one player Mike Corren who is working with Squash SA to continue to support and promote squash in our state. Cheryl Johnstone

There were some great achievements over the past 12 months with the opening of the Barossa Rex Centre – the first squash courts built in SA for over a decade with state of the art facilities. It was also great to see feedback from the survey shows that players are very happy with Squash SA administration. Alissa Proctor





The Board and Squash SA have achieved major milestones this year in the face of a recession and our challenging environment. The thing I want to convey to our members and others is that we stand resolute in rejuvenating squash in this state on all levels from competition through to clubs through to officials. Our challenges moving forward are to innovate ways to increase participation in squash on all levels in all departments, and we must continue to remain positive in the face of environmental negativity. The Board and Squash SA have shown this year that they are willing to fight fiercely against the face of adversity and come through with sustainable and long lasting growth strategies. Alex Ryan



With lower than expected performance of the Racquets Bistro due to a downturn in the industry there was a need to scale back on the spending of Squash SA operations. Management and the Board identified cost saving measures that could be implemented. Squash SA contributed \$250,000 towards the state of the art multi-use squash courts in the Barossa Valley, securing 21 year access to the courts and ensures that squash takes its rightful place within Regional South Australia. We have also secured approximately \$80,000 of new funding from sponsorships and government. Philip Teale



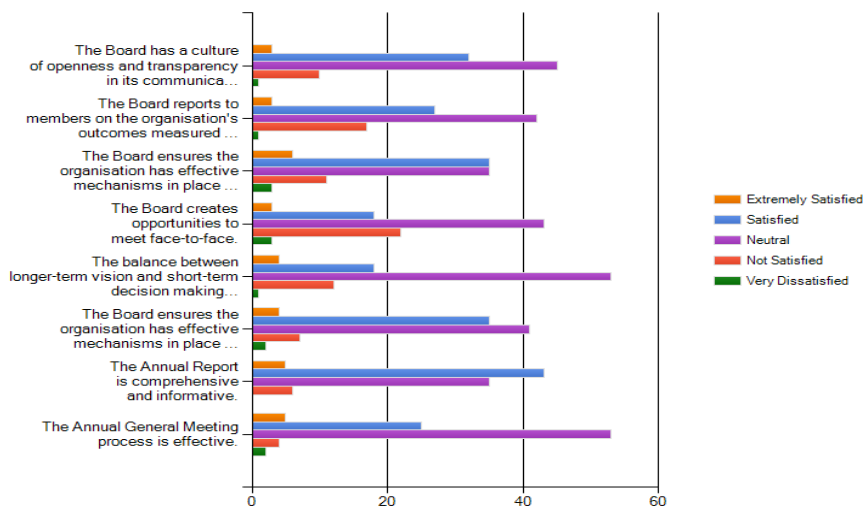


Customer Satisfaction Survey

In May 2012 the Board and staff of Squash SA presented an online Customer Satisfaction Survey. The survey was produced in order to continue and improve the level of service by Squash SA to its stakeholders.

The Board

Please tell us how satisfied you are with the following statements.



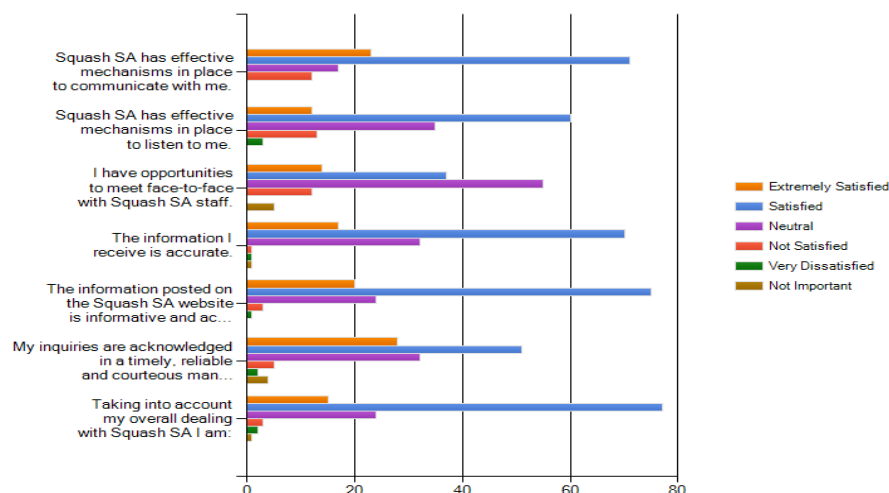
It is nice seeing the Board make an effort to improve things

In the last 2 years the Board and Management have embarked on exciting new planned strategies to increase the profile of the sport & participation rates. Not everyone attends the AGM or reads the Annual Report so Squash SA members can often be quite unaware of all the good work that is being done

... I have confidence in the Board and its aim to strengthen squash in SA ...

Squash SA Administration

Please tell us how satisfied you are with the following statements.



Am loving the work coming out of Squash SA ... it has been long overdue, but the marketing and exposure to squash again is just what the sport has needed. Loving the fresh ideas ... it's starting to feel like squash is getting a buzz again!! Keep up the great work!!!

From my point of view the level of service is outstanding ... I have always felt comfortable making direct contact with Squash SA staff and find all staff both approachable and helpful

Pathways Report

The key achievements and challenges during the 2011/2012 year included:

PSA and WSA Tournaments

- Barossa Valley Toyota Open, 8 – 10 June 2012 (30 men, 26 women)
- SA Open, 12 – 17 June 2012 (32 men, 26 women)

Challenges

- Increase tournament appeal to attract a greater number of interstate and overseas players
- Link in with other events to create an atmosphere and buzz around the sport (Junior tournaments)
- Make the SA Open more of a showcase/entertainment event

Graded Tournaments

- SA Graded was held in the Barossa Valley on 9 – 10 June 2012 which consisted of 20 players
- Riverland Classic was held at Loxton Squash Centre on 21 – 22 April 2012 and consisted of 20 players

Challenges

- Increase participation at senior tournaments
- Offer incentives to create tournaments which are suited to all pennant players
- Increase and encourage junior participation at senior tournaments

Junior Tournaments Achievements

- 10 Junior Tournaments held
- Increased number of Country Junior Tournaments
- Tournament prize vouchers support Squash SA Affiliated Members
- Average 34 entries per tournament and 40 entries in the West Adelaide Junior Skills

Challenges

- Increase the overall participation in Junior Tournaments by attracting new players
- Retain higher levels of participation consistently throughout the Junior Calendar
- Engage Juniors so they remain involved until presentations
- Make the tournament more 'beginner' friendly

Doubles Tournament Achievements

- Introduce inaugural SA Doubles Championships, Barossa Valley (24 teams)
- Positive feedback from participants and spectators on venue and competition format

Challenges

- Increase participation numbers and expand to become a two day event
- Promote the local business area as they sponsor the tournament
- Make the event bigger and create more atmosphere

School Programs Achievements

- 17 separate high schools with several bookings (20 students a class average)
- 10 separate primary schools two/three times each (950 individual students)
- 214 players in High School Competition (previously 167)

Challenges



- Develop a program and product that assists with player's longevity in sport
- Transition the students from school to court and retaining them
- Keep costs consistent with product

Junior Club Programs Achievements

- 11 venues hosted a weekly Junior Club Program
- Two centres established new junior programs with newly accredited coaches

Challenges

- Build and retain numbers in the Junior Club Programs
- Innovative programs for coaches and juniors
- Club coaches to assist with promotion and driving junior participation at Centres



Junior Camps Achievements

- 43 junior players attended the 2011 Winter Camp held at Impact Health Club. The Camp had a focus on participation and fun
- 32 junior players attended the 2012 Junior Development Squad Summer Camp held at Impact Health Club. The Camp was designed for the more serious junior to improve their squash and to become eligible for Development Squad selection
- Camps were run by Squash SA Development Officers in conjunction with Coaching Pool members

Challenges

- Keep Camp costs down to encourage capacity numbers (while maintaining quality)
- Increase numbers from year to year and produce new products to keep the camp program fresh and exciting

Other Programs Achievements

- Adelaide University, University of South Australia and Flinders University affiliated with Squash SA and established University squash teams
- Inflatable Squash Courts promoted squash in the City of Salisbury at Ingle Farm Shopping Centre and Hollywood Plaza

Challenges

- Establish a 'driver' within each University Club to build club numbers in partnership with Squash SA and University Games
- Attract sufficient numbers to initiate and maintain social competitions
- Convert marketing leads into on court participation

Performance Pathways Achievements

- Finishing 4th at the 2011 Australian Junior Championships
- EAS program review found that parents and players are happy with the new improved format, and format to continue
- 14 new coaches trained through Level 1 course
- Selection of James Rogers as National Junior Assistant Coach
- 36 junior players participating in the Squash SA junior tournament tour
- Online payment system for junior tournament transition was smooth and helpful for all
- Two coaches, James Rogers and Andrew Edwards, achieved NCAS Level 2 status

Challenges

- Review of the Development Squad structure
- Try and qualify more athletes into National Talent Squads and National Teams to create more role models for younger players
- Work with Squash Australia's new ranking and tournament tour structure to get South Australian players ranked nationally as high as possible
- Increase opportunities for developing coaches to gain experience and motivation through mentoring at national events
- Work with Squash Australia as an Underpinning Program

Andrew Edwards
Development Officer

Dani Rogers
Development Officer

James Rogers
Development Officer

Grant Norman
Pathways Advisor

The kids all had an amazing time and a very valuable experience! We really appreciate your hard work and encouragement of everyone involved

Jessica Heysen, Immanuel College



Barossa Report

The key achievements during the 2011/12 year included:

Junior Club Program

Barossa Valley Squash Club has weekly training for eight primary students and five high school students. The juniors have come from the schools program which included 260 primary students and 90 high school students for an average of three visits. The six new glass backed courts in a new multi-use centre has helped greatly in the retention of these juniors.

Matrix

Grant Norman to be thanked for introducing the Matrix to the Club. The system enables the Club to record results and promote the results in the local papers. Players have found the Matrix grading an interesting aspect to competition watching their results increase or decrease their rating according to how they performed. It certainly made grading teams a straight forward process.

Tournaments

The Rex was opened on 7 November 2011 by Chris Dittmar. The opening showcased a doubles Tournament - 24 pairs played a one day Event on four Doubles courts (four feet wider) thanks to moveable walls.

On 8 – 10 June 2012 the PSA / WSA Barossa Valley Toyota Open and the SA Graded was a success due to excellent Club support and a generous local sponsor, Barossa Valley Toyota.

The challenges for the 2012/13 year include:

Juniors

Juniors transition into Junior Tournaments and Club Pennant Competition. To introduce a new night of competition to cater for the demand of juniors transitioning into Club Pennant.

Barossa Valley Squash Club

Barossa Valley Squash Club to become a 'giant' in South Australian squash. Currently, the Club has a very productive management that caters for Competition players and supports Juniors and Tournaments. I would like to see all aspects of the Club grow with more members and helpers. With a State 2 team in the Adelaide Pennant Competition, the Club has a high benchmark to maintain.

Coaches

Coaches are essential for growth. I would like to see a 'trainee' development coach succeed in 2013 and get plenty of help from the three experienced coaches at the Club. Of course, enrolling new talent into Level 1 Coaches Courses would be greatly encouraged.

Des Panizza
Development Officer Barossa

It's great to see new squash courts being built and these ones, with the ASB structure, are absolutely great in the magnificent Barossa Aquatic Fitness Centre (the Rex).

Alex Ryan, Board Member and Tournament Player



Country Coordination Report

The key achievements during the 2011/12 year included:

- Affiliations with Squash SA increased to 11 (2011: 10) with the addition of the Broken Hill Squash Club
- The number of clubs utilising the Matrix now totals 10 (2011: 5) with 550 players registered on the Matrix (2011: 300)
- The number of qualified coaches increased to five (2011: three) with the addition of coaches in Loxton and Naracoorte. In addition, a coaching seminar was presented over two days to seven regional school teachers in Broken Hill
- The number of junior programs increased to four (2011: three) with the addition of a program in Loxton. The average total number of children participating in the four programs increased to 70 (2011: 45)
- The number of junior tournaments increased to three (2011: one) with two held in Clare and one in Millicent
- Also, one senior tournament was held in Loxton, being the Riverland Classic

The challenges for the 2012/13 year include:

- Increase the number of players participating in junior and senior tournaments
- Provide support to those clubs running junior programs to help increase the number of children participating in the programs
- Help with the establishment of new junior programs in Port Pirie and Burra

... it is fantastic what you guys have provided for kids down here throughout the year ...

Paul Ashworth, Millicent

Grant Norman
Country Coordinator

Back on the Ball Report

The Back on the Ball program aims to track weight loss for at risk and severely overweight youths through participation in modified racquet sports such as squash and racquetball.

Over the course of the year, ten young people participated in the program which saw physical activity monitored and calorie loss, measured by University Medical Students. The students also measured and analyzed satisfaction levels and program retention in racquet sport activity versus attending a Fitness Centre for exercise / physical activity. The program represented a 70% retention rate.

Dr Sanjeev Khurana (State 3, Next Generation) has driven the program and encouraged youths considering lap band surgery to enrol in Back on the Ball for their long term gain. A few participants have become squash enthusiasts and now practice regularly and will not be far away from participating in Pennant.

Ingle Farm, Christies Beach, South Adelaide, Next Generation, Norwood and West Adelaide Squash Centres have generously donated court hire to facilitate this program.

Will Gray, Ruth Rainsford, Matt Hobba and Des Panizza have provided the on court coaching, physical training and encouragement. Squash with physical training adapted to the limits of the individual has seen Back on the Ball achieve results.

Our thanks to our Project Reference Group:

Dr Sanjeev Khurana - Pediatric Surgeon (Women's and Children's Hospital)
Mrs Kerri Sutton - Nurse Coordinator (Flinders Medical Centre)
Prof Timothy Olds - Senior Lecturer, Division of Health Sciences (UniSA)
Office for Recreation and Sport
Recreation SA

The Back on the Ball program was a great opportunity to learn about squash and get great fitness out of it. I am currently still going on with this program and don't see myself stopping any time soon

Ella Wallis, Back on the Ball participant

Des Panizza
Squash SA Coordinator

Member Services Report

Increased Membership

Squash SA welcomed several new clubs in 2012, taking the number of our affiliated club from 34 to 39. The Squash SA Board and Staff extend a warm welcome to new affiliated members - the University of SA, University of Adelaide, The Hack Army, Mannum Leisure Centre and the REX, Barossa Valley.

Facility Enhancement Grant Scheme

We acknowledge the hard working clubs and centres who took on the challenge of upgrading and completing their facilities enhancement projects. The following clubs won grants from Squash SA to assist their projects. Norwood Squash Centre - Club Room Upgrade, Millicent Squash Club - Club Room Expansion, South Adelaide - Air-conditioning, Walkerville YMCA - Perspex Doors and signage, Gawler Squash Club - Painting and cleaning floors, Loxton Squash Club - Club Room Upgrade.

Participation Growth, Online Registration

2012 saw healthy participation growth in South Australia particularly in the social and casual use of courts. The table on page 14 represents participation numbers of individuals over the past 12 months. These figures do not indicate the frequency of individual's court usage at centres.

The Australian Sports Commission intends to collate figures for national participation rates of sports under the categories Full Active Member, Program Participants, Event Participants, School Managed Competitions and School Delivered Programs. These figures are to be supplied by State Sporting Associations.

The introduction of the online player system by Squash SA in 2012 enables the Association to collect accurate data for casual, competition and school participation and pass this information onto the Government.

Customer Satisfaction Survey

Squash SA is constantly looking for ways to improve service quality and member satisfaction. 2012 saw the introduction of a customer satisfaction survey which surveyed three areas relevant to the Association: The Board, Squash SA Administration and Venues/Courts. The survey assisted to set a benchmark, and to assist the Association to further understand:

- How our members view the organisation
- Our players knowledge of the organisation
- What is important to our members

The survey results indicated an overall high level of satisfaction. The survey results are published on the Squash SA website, with some results also published on Page 8 of this Annual Report.

Challenges for 2013

The current economic environment will throw new challenges at clubs and centres in the 2012/13 year. Therefore it is more critical than ever that clubs/centres address Operations, Planning, Risk Management and Member Satisfaction, to best encourage protection and development of our sport. Squash SA encourages all clubs/centres regardless of size and structure to get involved with the Office of Recreation and Sport's (ORS) Star Club Program. We wish to encourage members to utilise the valuable resources Squash SA and ORS have to offer and for those clubs who are already involved, to keep making regular progress. Please do not hesitate to contact Squash SA for assistance.

Patti Wilson

Member Services Manager

... thanks to Squash SA for their grant of \$7,000 which helped us renovate our clubrooms and courts ... This has made a massive difference to the Loxton Squash Courts ... We have had a lot of positive comments from both our members and social players and we are finding the number of social players is increasing all the time ...

Steve Emery, President of Loxton Squash Club

**Number of Individuals Participating in Squash and Racquetball in Affiliated Centres and Clubs
from July 2011 to June 2012**

| Club/venue | Pennant squash/season * | Pennant racquetball/season * | Junior programs** | Casual individual*** | Centre's school bookings**** | Internal Competitions/season ***** | Squash SA school competition/season ***** | Total |
|------------------------------|-------------------------|------------------------------|-------------------|----------------------|------------------------------|------------------------------------|---|-------|
| Adelaide Malibu Squash Club | 41 | | | | | 25 | | 66 |
| Adelaide Uni Squash Club | | | | | | 8 | | 8 |
| Arno Bay Squash Club | | | | | | 35 | | 35 |
| Barossa Valley Squash Club | 5 | | 8 | 15 | | 60 | | 88 |
| Bodycare Squash and Fitness | | | | 20 | 21 | 20 | | 61 |
| Broken Hill Squash Club | | | | 40 | | 30 | | 70 |
| Burra Squash Club | | | | | | 48 | | 48 |
| Campbelltown Squash Club | 46 | | | | | 6 | | 52 |
| Christies Beach Squash Club | 5 | 15 | | | | | | 20 |
| Clare Squash Club | | | 36 | 20 | 30 | 85 | | 171 |
| Daytime Pennant | | | | | | 28 | | 28 |
| Gawler Squash Club | | | | | 15 | 25 | | 40 |
| Impact Fitness | | | 8 | 70 | 30 | 20 | | 128 |
| Ingle Farm Recreation Centre | | | 3 | 100 | 168 | | 35 | 306 |
| Karadinda Sports Centre | 19 | 12 | 15 | 25 | | 88 | | 159 |
| Largs Bay Sailing Club | 9 | | | | | | | 9 |
| Loxton Squash Club | | | 20 | 15 | 10 | 40 | | 85 |
| SA Master Association | | | | | | 280 | | 280 |
| Mannum Recreation Centre | | | | | | 25 | | 25 |
| Millicent Squash Club | | | 14 | 8 | 20 | 60 | | 102 |
| Mount Barker Squash Club | 4 | | 5 | 5 | 15 | 20 | | 49 |
| Naracoorte Squash Club | | | 11 | | | 60 | | 71 |
| Next Generation | 48 | | | 200 | | 40 | | 288 |
| Norwood Squash Centre | 80 | 15 | 10 | 100 | 500 | 25 | 56 | 786 |
| PAOC | 60 | | | | | 35 | | 95 |
| Pembroke School | | | | 45 | | | | 45 |
| Penfield Squash Club | 29 | | | 16 | | | | 45 |
| Port Pirie Squash Club | | | | | | 60 | | 60 |
| Revive Fitness Centre | | | | 50 | | | | 50 |
| Roxby Districts Squash Club | | | | | | 35 | | 35 |
| Somerton Squash Centre | 51 | | 3 | 75 | 650 | | 62 | 841 |
| South Adelaide Squash Centre | 30 | 15 | 8 | 80 | 381 | 20 | | 534 |
| The REX Tanunda | | | 25 | 60 | 410 | | | 495 |
| Turrumurra Squash Club | 21 | | | | | | | 21 |
| Turrumurra Recreation Centre | | | 5 | 76 | 12 | 16 | 31 | 140 |
| UniSA – Mawson Lakes | | | | 20 | 20 | | | 40 |
| Viva/Kidman Park Fitness | 4 | | | 60 | | | | 64 |
| West Adelaide Squash Centre | 38 | 3 | 6 | 90 | 220 | 44 | | 401 |
| Whyalla Squash Club | | | 2 | 20 | 60 | 40 | | 122 |
| Womens's State Grade | 29 | | | | | | | 29 |
| YMCA Walkerville | | | | 76 | 60 | | 30 | 166 |
| Sub Totals | 519 | 60 | 179 | 1286 | 2622 | 1278 | 214 | |
| Total | 6158 | | | | | | | |

*Pennant figures represent figures from 2011 Spring and 2012 Autumn pennant (players playing both events are counted as '1' player).

**Junior Programs include Squash SA's junior club rebate programs and holiday programs.

***Casual statistics supplied by centres is an estimation of individual non pennant/non in-house competition players that play casually at the centre.

****Centres' school bookings include Development Officer coached sessions in centres.

*****Internal centre run competitions includes country pennants and in-house programs.

*****Squash SA High Schools Competition. Schools include Blackfriars Priory School, Heritage College, Pembroke College, Prince Alfred College, Rostrevor College, St Ignatius College, St Pauls College, St Peters College, Adelaide High School, Immanuel College, Sacred Heart College and Westminster College.

Racquets SA Report

The key achievements during the 2011/12 year included:

- Racquets SA performed credibly in a challenging economic climate
- In January 2012, McGregor Tan Research conducted a Member Satisfaction Survey of Racquets SA. The results indicated an overall high level of customer satisfaction

| Aspect | Rating | Percentage |
|-----------------------------------|---------|------------|
| Bar Service | 4.5 / 5 | 90 |
| Bistro Service | 4.4 / 5 | 88 |
| Overall level of Customer Service | 4.5 / 5 | 90 |
| Professionalism of Staff | 4.5 / 5 | 90 |
| Gaming Facilities | 4.1 / 5 | 82 |
| Family Friendly | 4.3 / 5 | 86 |
| Value for Money | 4.6 / 5 | 92 |

The Racquets SA Bistro was re-modelled which involved removing the stage and reconfiguring the table floor plan in order to make way for a new Lounge and unstructured Dining Space for patrons. A Play Station console was introduced for children to enhance the experience for families dining in the Bistro. Both initiatives have proved to be extremely successful and popular with patrons.

Monday and Tuesday evening Darts Competition is a new activity that has been introduced to build capacity and patronage to the Club. To date we have two teams and all indications suggest this will increase next season. In addition, Racquets SA has re-invented our partnership with the Adelaide Rock'n'Roll Club to promote regular live music and entertainment. Performers such as The Beavers, Blue Comets, Runaway Boys, Hi Topps, The Mark Andrew Legends Show and many more, attracted upwards of 80 patrons per performance to the Club.

In conjunction with the 8 Ball Club, Racquets SA is working towards introducing a Sports and Social Club that will see intra club activities based at the venue.

The challenges for the 2012/13 year include:

- Introducing and delivering a Communication Strategy over the next 12 months
- Increase Platinum Membership to encourage regular patronage to take advantage of the member benefits
- Increase community use by targeting local Sporting and Service groups

Our thanks are extended to our regular Community and Service Groups that have frequented the Club over the past 12 months.

| | | |
|----------------------------|--------------------------------|---------------------------------|
| Adelaide Rock'n'Roll | Nazareth Catholic Community | Probus - Noarlunga Ladies |
| Adelaide Northwest Seniors | Probus - Aldgate | Probus - St Marys |
| Ascot Park Golf Club | Probus - Blackwood | Probus - Unley |
| Belair Golf Club | Probus - Brown Hill Creek | Probus - Westbourne Park Ladies |
| CV Health | Probus - Campbelltown | RAAF Air Crew |
| Holdfast Ladies' Legacy | Probus - Colonel Light Gardens | Southside Tennis Club |
| Marys Church | Probus - Hallett Cove | Stirling RSL |
| Men's Fellowship | Probus - Hawthorndene Men | Summit seniors |
| Maltese Aged Care | Probus - Morphettville Ladies | |

Damien Hill
Club Manager

*A place away from the Front Bar and
Gaming Room ... Love the Lounge Area
recently set up*

Member Satisfaction Survey, January 2012

SA Squash Referees Association Report

There has been a significant change to the refereeing program since the last report with the introduction of the referees visiting pennant matches. This concept has been initiated and organised by Peter Norman. With the introduction we are asking players to participate in this program and not just accept that they are not required to referee or mark that night. We encourage player questions and feed-back so as to make it a two way discussion so both parties benefit from the exercise.

In December we held our AGM at Next Generation with only two apologies. It is good to see the enthusiasm from the new members, this augers well for the future. Tournaments have again kept us very busy, starting with the Spring State Pennant Finals during November and December 2011. Peter was invited to referee in Western Australia early 2012 and came away with a successful assessment for his National accreditation.

April 2012 was time for the Australian Junior Open held in Canberra and I represented our Association over the Easter holidays. Next was the Barossa Valley Toyota Open with myself as Tournament Referee and good news again as Peter received his second pass for his National badge. A most successful and enjoyable event. On to the SA Open held in June at Revive Fitness, once again Peter refereed and myself again as Tournament Referee for the event. Both of the events attracted players from overseas and interstate referees attended to officiate.

Prior to the Barossa and SA Open events all the referees covered the State Grade Pennant finals over the April/May 2012 period, and Peter organised the allocations. The referees give much of their time to officiate these matches and for most part are appreciated by the players, so if your team has benefited by their appearance please show your gratitude with a simple thank you, from our perspective, it is appreciated.

Our thanks to Peter Norman who has done an outstanding job organising the Player Referee Sessions for the Pennant players. These were held at Karadinga, West Adelaide, INEA and South Adelaide. With the new format used I feel these were better received by all the players involved.

Welcome to Grant Norman our new Liaison Officer, already Grant has done an outstanding job and we most heartily welcome his input and experience to our association.

Finally, many thanks to our referees; Judy Feltrin, Peter Norman, Marty Pullan, Raice Tapp, Liam Johnston and Brian Richards for a job well done.

Grant Donovan
President SA Squash Referees Association

National Referees

Grant Donovan
Nicholas Norman

State Referees

Judy Feltrin
Peter Norman
Martin Pullan

Club Referees

Raice Tapp
Brian Richards

*It was great when the Accredited
Referees attended our games*

Member Satisfaction Survey, January 2012





Junior Coordination Advisory Committee Report

The Committee consisted of six members although one member resigned during the year and the vacancy created has yet to be filled.

The Committee met formally once during the year, although most matters were dealt with by way of email correspondence.

The activities of the Committee during the year included:

- Reviewing the Junior Event Planner
- Reviewing the Performance Pathway Program
- Approving those players recommended as Emerging Athlete Squad members
- Reviewing the two-monthly State Junior Rankings
- Approving the composition of the officials and players to represent South Australia at the Australian Junior Championships
- Providing a sounding board to the Squash SA staff in all matters relating to junior squash

Grant Norman

Chair Junior Coordination Advisory Committee

Junior Club Programs

| Junior Club Program | Coach | Avg Number of Juniors Attending | |
|---------------------|------------------|---------------------------------|-------------|
| | | Term 4 2011 | Term 1 2012 |
| Impact | Tahlia Martin | 8 | 7 |
| Ingle Farm | Patrick Stevens | 4 | 2 |
| Karadinga | Lucas Norman | 20 | 13 |
| Mount Barker | David Jarvis | 8 | 8 |
| Somerton | Mark Parker | 5 | 3 |
| South Adelaide | David Fumpson | 11 | 7 |
| Turramurra | Patrick Stevens | 4 | 2 |
| West Adelaide | Anthony Iasiello | 7 | 5 |
| YMCA INEA | Alex Grosset | 4 | 0 |
| Clare | Katrina Jones | 6 | 61 |
| Loxton | Tanya Marlor | 0 | 7 |
| Millicent | Steve Gray | 11 | 18 |
| Naracoorte | Roger Dickenson | 6 | 8 |
| | Total | 94 | 141 |

Squash SA Junior Programs

| Squash SA Junior Programs | 2010 | 2011 | 2012 |
|--------------------------------------|------|------|------|
| Junior Tournaments participants | 25 | 44 | 34 |
| High School Competition participants | 137 | 167 | 214 |

Performance Pathways Program

| Pathways Squads | 2011 | 2012 |
|--|------|------|
| Talented Athletes Squad member | 2 | 2 |
| Emerging Athletes Squad member | 4 | 6 |
| State Junior Development Squad members | 18 | 25 |

I wish to thank you all for the good work you have put into the development of squash for juniors in South Australia ... I feel very privileged to be a part of the EAS program for a second year ... One of my goals is to take part in the World Junior Championships representing Australia, and with the support of the EAS program I believe I can achieve my goal. Once again, thanks for the opportunities and I hope to make Squash SA proud

Stacey Cope



Pennant Committee Report

Pennant numbers have remained steady over the past year, with 511 players in Spring 2011 (104 teams) and 515 players in Autumn 2012 (105 teams). On average an extra 80 players per season reserved in the pennant competition.

Achievements

Player behaviour has been very impressive over the past year, with few reports of misconduct reaching the Committee. We believe a significant part of this has been the increased education and confidence in refereeing gleaned from attendance at the Pennant Player Referee Accreditation sessions and we hope that this good behaviour continues into the future.

Following from this, the Committee and Squash SA are very pleased with the new Tribunal system put in place, to which we owe NSW Squash a great deal of gratitude. Moving away from the paternalistic, intimidatory 'Tribunal only' concept to a system which gives both complainor and complainee the chance to write to a neutral Commissioner who in turn offers a warning, suspended sentence or sentence based on the testimonies with the option to go to a Tribunal if unhappy with the original sentence offered. Of course, we hope we don't need to use the system at all!

The successful retention of 17 divisions up from 15 a few years ago has been very pleasing to the Committee. Although four team competitions are naturally not preferred and we would ideally love to see only 8-team competitions, ensuring an even competition is crucial and finding the appropriate balance between these oft competing aims is a welcome challenge at our seasonal Committee meetings. Moving towards North and South divisions is a future hope if and when we see an increase in teams as travel times remain a concern for players.

Challenges

One of the major challenges for Pennant in the future is to combat the aging Squash base. The average age of Pennant players is in the low forties and we are seeing an ever increasing turnover of players as family and work commitments and injuries take their toll. One of the particular concerns here is that we have fewer players under 20 years of age than we did 2-3 years ago; however there has been a marginal increase in players in the 20 to 30 age range. Given the strong indications of improvement emanating from Squash SA regarding junior development, we can only hope that as these young players reach their late teens and early twenties we see a significant spike in younger players entering pennant competition.

Finding reserves continues to present a challenge to Clubs, even with the Committee endeavouring to be as flexible as possible, especially for smaller Clubs which have so few players to access. We believe there is a vast network of untapped social players interested in merely reserving rather than playing a full season and developing a system to introduce these players into Pennant is a crucial challenge for the Committee and Squash SA over the next few years.

Unfortunately, our Premier League competition has only four teams this coming season down from seven just three seasons ago. We have moved to a centre based format this season to add some atmosphere, but still allowed players to represent their respective Clubs. Unless this slide in team numbers can be addressed, it will be necessary to consider alternate arrangements including possibly a move to a matrix based system, which would be an unfortunate step to take. Premier League has a higher player turnover rate than most other divisions, and addressing this will be a significant step towards ensuring our top division can move towards becoming a strong, even, 8-team competition once again.

Acknowledgements

Thank you to all those players who have provided Squash SA and the Committee with feedback over the past year. Your suggestions and criticisms are highly valued!

As always, we would like to offer our thanks to the Squash SA Board, Staff and especially Tanya Virgens, whose continued tireless effort and professionalism in administering the Pennant Competition even when facing significant pressure and delivering 'bad' news on Squash SA's and the Committee's behalf is a testament to her character and aptitude for a very challenging role.

I really enjoy pennant squash because after the completion of the night's matches, you are able to sit down and socialise with your opposition. Not only does this create a relaxed atmosphere, it also can create some friendly rivalries that I thoroughly enjoy

Jye Wootton, Campbelltown Pennant Player

Will Gray
Pennant Registrar
for the Pennant Committee



Racquetball Report

As highlighted in last year's report we are continuing to work towards the Australian Open Racquetball Championships which will be held in 2014 and 2015 at the recently developed Barossa Valley Recreation Centre (The Rex). A planning committee has been formed and will be responsible for marketing, sponsorship, promotion etc with assistance from Squash SA.

Expected to attract over 100 players, this will be the largest racquetball tournament held outside of Victoria with over \$7,000 in prize money and trophies. The event attracts the best racquetball and squash players from around the country with Cameron White and Sarah Fitzgerald winning it in 2012.

With the support of Squash SA, we hope the Australian Open will assist in us growing the game of racquetball in the Barossa area and in Adelaide generally.

On the local front, pennant and social numbers continue to grow, with the Monday night pennant competition now extended to three grades, and the in-house competitions at Norwood (Thursday mornings) and Karadinga (Wednesday nights) continue to attract new players, young and old, from beginners to state level players.

It's pleasing to see more squash players (young and old) trying the sport and taking part in the various social and pennant competitions across Adelaide.



Sam Abishara
Chair Racquetball Committee

2012 State Racquetball Championships

Karadinga Sports Club were again the host and major sponsor for the 2012 state tournament. Thank you to Annie and everyone else at Karadinga who ensured the event ran very smoothly and for providing refreshments during the two days. Their support for racquetball is greatly appreciated by pennant and tournament players alike and their sponsorship of our main tournament is important to its ongoing success.

The main event saw a mixture of pennant racquetballers, squash players and interstate talent in a very competitive field with Jason Mudge looking to defend his title from 2010 and 2011. Reaching the Men's Open Final against Jason was Justin Beard in what was a repeat of the 2010 open final. The final was one of the best in recent years with Justin taking it right up to Jason, particularly in the second game. Jason won the first game 21-11 with the second game almost going point for point. Despite a gallant effort by Justin, Jason went on to win his third consecutive title 21-17.

| Event | Winner | Runner Up |
|----------------------|--|---|
| Open Singles | Jason Mudge | Justin Beard |
| A Grade | Lucas Norman | Sam Abishara |
| B Grade | Michael Leahy | Phil Heywood |
| C Grade | Joy Nunn (Vic) | Helen Collins (Vic) |
| D Grade | Wendy Campbell | Jason Winters |
| Open Doubles | Sam Abishara & Jordan Andrew | Anton Marshall & John Trevaskis |
| Graded Doubles | Michael Haythorpe & Phil Heywood | Cory Richardson & Mike Grobitsch |
| Women's Doubles | Karin Gaard & Jan Johns | Helen Collins (Vic) & Joy Nunn (Vic) |
| Mixed Open Doubles | Darren O'Donnell (Vic) & Joy Nunn (Vic) | Anton Marshall & Karin Gaard |
| Mixed Graded Doubles | Greg Davis (Vic) & Helen Collins (Vic) | Cory Richardson & Cathy Hickman |



Tournament Results

2012 Barossa Valley Toyota Open The Rex SA, 8-10 June 2012

Mens

Mike Corren (SA) def Rex Hedrick (Vic)
11-8, 11-7, 11-7

Womens

Melody Francis (Vic) def Amanda Landers-Murphy (NZL)
6-11, 8-11, 11-8, 11-6, 11-8

2012 SA Open Revive Fitness, 12-17 June 2012

Mens

Rex Hedrick (Vic) def Mike Corren (SA)
12-10, 5-11, 15-13, 11-3

Womens

Amanda Landers-Murphy (NZL) def Samantha Davies (Qld)
12-10, 11-7, 11-8



Life Member Len Atkins presented the Winners of the SA Open, Rex Hedrick and Amanda Landers-Murphy, with the Len Atkins Perpetual Trophy

2011 SA Junior Age Championships Somerton Squash Centre SA, 16-17 July 2011

| Event | Winner | Runner Up |
|--------------|-----------------|-------------------|
| Boys | | |
| Boys 23 YAG | Simon Lucas | Mao Boyan |
| Boys 19 YAG | Andrew Wise | Lucas Norman |
| Boys 17 YAG | Trae Menzies | Simon Cope |
| Boys 15 YAG | Kieran Hunt | Trent Noble |
| Boys 13 YAG | Sam Haydon | William Pearson |
| Boys 11 YAG | Luke Fumpson | |
| Girls | | |
| Girls 19 YAG | Tahlia Martin | |
| Girls 17 YAG | Jasmin Burnard | Naomi Burnard |
| Girls 15 YAG | Stacey Cope | Bianca Burnard |
| Girls 13 YAG | Lauren Aspinall | Courtney Aspinall |
| Girls 11 YAG | Alex Haydon | |



State Senior Team

**2011 National Team Championships
Dural NSW, 21-23 October 2011**

Ross Hewitt, Tim Haworth, Alma Kushartanti, Stephanie Wighton and Alex Ryan competed for South Australia in the National Teams Championships in Dural.

2011 Final Team Standings

- 1 Victoria
- 2 Queensland
- 3 New South Wales
- 4 South Australia
- 5 ACT
- 6 Tasmania



State Junior Team

**2011 Australian Junior Championships
Melbourne Vic, 30 September-9 October 2011**

2011 Final Team Standings

- 1 Queensland
- 2 New South Wales
- 3 Western Australia
- 4 South Australia
- 5 Victoria
- 6 Tasmania
- 7 ACT

Lauren Aspinall placed 3rd U13 Girls
Courtney Aspinall placed 4th U13 Girls
Stacey Cope placed 2nd U15 Girls
David Fumpson placed 3rd U17 Boys



Jasmin Burnard won the MC Hazel Award (best and fairest)
Jasmin is the first ever South Australian female to win the award.

2011 MC Hazel Placings of South Australian Players

- 1 Jasmin Burnard
- 2 Bianca Burnard
- 5 Lauren Aspinall
- 6 Naomi Burnard
- 8 Jennifer Jones

Squash SA Performance Pathways - Emerging Athlete Squad

In July 2011, Emerging Athlete Funding Program was replaced by the Emerging Athlete Squad (EAS).

This change was the result of the Performance Pathways Model review, which included coaches, parents, Junior Advisory Committee members, staff and a specialist consultant. The review group were unanimous in the recommendation to the Board that athletes would benefit more from the program, with greater opportunity/access to personalised coaching, better access to training facilities, periodised training programs and some funding available for travel to tournaments.

The Emerging Athlete Squad currently consists of six junior athletes that receive Squash SA assistance and coaching. Each Athlete aspires towards National Rankings, National Squad Representation and AIS scholarships within the Squash Australia Performance Pathways Framework.

EAS Athletes



Courtney Aspinall: National Ranking 9 U15

Lauren Aspinall: National Ranking 11 U15

Bianca Burnard: National Ranking 4 U15
Jasmin Burnard: National Ranking 6 U17, National Talent Squad member, World Ranking 155

Stacey Cope: National Ranking 2 U15, National Talent Squad member, World Ranking 147

Sam Haydon: State Ranking 3 U15



Squash SA Awards

2011 Squash Player of the Year

Male: Tim Haworth
Female: Claudia Rosser



Squash Legend Chris Dittmar and Squash SA Hall of Famer Doug Stephensen presenting 2011 Squash Player of the Year Awards to Tim Haworth and Claudia Rosser

2011 Spring Best and Fairest Squash Player

Male: Scott Coombe
Female: Christine Abbott

2012 Autumn Best and Fairest Squash Player

Male: Scott Coombe
Female: Naomi Burnard

2011 Spring Pennant Squash Premiers

Premier League

Adelaide Malibu Blue

Jason Mudge
Alex Ryan
Scott Coombe
Sean Millar

State Grade Women

Centrestage

Kirsty Geue
Jasmin Burnard
Kim Murray
Laura Turnbull
Naomi Burnard



2012 Autumn Pennant Squash Premiers

Premier League


Adelaide Malibu

Jason Mudge
Alex Ryan
Scott Coombe
Sean Millar

State Grade Women

Birds of Paradise

Kirsty Geue
Mel Williamson
Sue Trigg
Kirsty Bonner





2012 Adrian Bainbridge Memorial Shield

Awarded to 2012 Autumn Pennant Minor Premiers, Adelaide Malibu



Jan Lloyd presented the Adrian Bainbridge Memorial Shield to Scott Coombe and Jason Mudge of Adelaide Malibu at the 2012 Gala Dinner.

2011 Racquetball Player of the Year

Male: Anton Marshall

Female: Karin Gaard



Board Members Alissa Proctor and Cheryl Johnstone presenting 2011 Racquetball Player of the Year Awards to Anton Marshall and Karin Gaard.

2011 Spring Pennant Racquetball Premiers

A Grade

Karadinga Kings

Anton Marshall

John Trevaskis

Scott Berry

Karin Gaard

2012 Autumn Pennant Racquetball Premiers

A Grade


Karadinga Storm



Sam Abishara

Jordan Andrew

Peter Sulicich

Michael Haythorpe





2012 SA OPEN

13-17 JUNE



Revive Fitness Centre
550 Marion Road, Plympton Park





2012 GALA DINNER





State Senior Rankings

As at 30 June 2012

Men

- 1 Mike Corren
- 2 Jason Mudge
- 3 Justin Beard
- 4 Ross Hewitt
- 5 Tim Haworth
- 6 Mark Jory
- 7 Jason Randall
- 8 Alex Ryan
- 9 Scott Coombe
- 10 David Lowden

State Junior Rankings

As at 15 May 2012

19 Boys

- 1 Trae Menzies (Barossa)
- 2 Curtis Hall (Somerton)
- 3 Oliver Norman (PAOC)
- 4 Matt Miller (Somerton)
- 5 Mitchell Hunt (Campbelltown)
- Zac Gray (Millicent)
- James Tamblyn (Naracoorte)

17 Boys

- 1 David Fumpson (South Adelaide)
- 2 Simon Cope (Adelaide Malibu)
- 3 Rohan Parikh (Campbelltown)
- 4 Alex Grosset (PAOC)

15 Boys

- 1 Alex Oswald (Norwood)
- 2 Kieran Hunt (Campbelltown)
- 3 Sam Haydon (Clare)
- 4 William Pearson (Clare)
- 5 Trent Noble (Clare)
- 6 Leigh Symonds (Somerton)
- 7 Tom Pratt (Millicent)
- Robert Love (Impact)
- Lachlan Mawson (Millicent)
- Sam Thompson (Millicent)

13 Boys

- 1 Maaz Khatri (Norwood)
- 2 Callum Neilson (South Adelaide)
- 3 Ramith Waragoda (Norwood)
- 4 Jack Winters (South Adelaide)
- 5 Luke Fumpson (South Adelaide)
- 6 Colby Neilson (South Adelaide)
- Harry Attwood (Naracoorte)
- Nathan Cox (Somerton)
- Angus Edmondson (Clare)
- Devlin Love (Impact)
- Harry Oatway (West Adelaide)
- Max Pitt (Clare)
- Paxton Silby (PAOC)
- Bailey Wetherall (Clare)

11 Boys

- 1 Saad Khatri (Norwood)
- 2 Braeden Ashworth (Millicent)
- Jordan Ashworth (Millicent)
- Tristan Nevill (Karadinga)
- Will Pitt (Clare)
- Cooper Silby (PAOC)
- Chamith Waragoda (Norwood)

Women

- 1 Kirsty Geue
- 2 Alma Kushartanti
- 3 Tanya Marlor
- 4 Rebecca Bergamin
- 5 Shauna Brewer-Vawser
- 6 Alicia Kerr
- 7 Stacey Cope
- 8 Christine Abbott
- 9 Kim Murray
- 10 Jasmin Burnard

19 Girls

- 1 Tahlia Martin (Adelaide Malibu)
- 2 Bea Jose (South Adelaide)

17 Girls

- 1 Jasmin Burnard (Adelaide Malibu)
- 2 Naomi Burnard (Adelaide Malibu)
- 3 Angela Agostinetti (Adelaide Malibu)
- 4 Jennifer Jones (Clare)

15 Girls

- 1 Stacey Cope (Adelaide Malibu)
- 2 Bianca Burnard (Adelaide Malibu)
- 3 Lauren Aspinall (Campbelltown)
- 4 Courtney Aspinall (Campbelltown)
- 5 Teagan Slenics (Karadinga)
- 6 Sarah Thomson (Clare)
- 7 Maddi Lynnot (Somerton)
- Hannah Salter (Clare)

13 Girls

- 1 Lauren McInerney (Clare)
- 2 Cherie Surman (Karadinga)
- Georgia-May Hill (Clare)

11 Girls

- 1 Alex Haydon (Clare)
- Niamh Fumpson (South Adelaide)
- Kate Winters (South Adelaide)

Please Note: To gain a South Australian Junior Ranking players must play 3 Junior Tournaments in the previous 12 months. Players that have played 2 tournaments will be placed on the rankings list in alphabetical order, but not ranked.



National Senior Rankings

As at 28 March 2012

Men

| | | |
|----|-------------------|-----|
| 1 | Cameron Pilley | NSW |
| 2 | Ryan Cuskelly | NSW |
| 3 | Zac Alexander | QLD |
| 4 | Matthew Karwalski | NSW |
| 5 | Aaron Frankcomb | TAS |
| 6 | Mike Corren | SA |
| 7 | Rex Hedrick | VIC |
| 8 | Steven Finitis | QLD |
| 9 | Wade Johnstone | WA |
| 10 | Scott Arnold | NSW |
| 11 | Justin Beard | SA |
| 12 | Nathan Stevenson | QLD |
| 13 | Jamie McErvale | QLD |
| 14 | Josh Cardwell | VIC |
| 15 | Walter Koteka | WA |
| 16 | Sunil Seth | QLD |

Women

| | | |
|----|------------------|-----|
| 1 | Rachel Grinham | QLD |
| 2 | Kasey Brown | NSW |
| 3 | Donna Urquhart | NSW |
| 4 | Melody Francis | VIC |
| 5 | Lisa Camilleri | QLD |
| 6 | Sarah Cardwell | VIC |
| 7 | Tamika Saxby | NSW |
| 8 | Maggy Marshall | TAS |
| 9 | Christine Nunn | ACT |
| 10 | Vanessa Pickerd | VIC |
| 11 | Samantha Davies | QLD |
| 12 | Bethany Brazier | QLD |
| 13 | Zoe Petrovansky | QLD |
| 14 | Grace McErvale | QLD |
| 15 | Jessica Turnbull | QLD |
| 16 | Selena Shaikh | VIC |

National Junior Rankings

As at 1 May 2012

19 Boys

| | | |
|----|---------------------|-----|
| 1 | Luke Bunting | WA |
| 2 | TJ Rarere | QLD |
| 3 | Matt Bridle | WA |
| 4 | Darcy Evans | TAS |
| 5 | Joshua Stack-Masula | QLD |
| 6 | Michael Badenhorst | NSW |
| 7 | Daniel Wright | VIC |
| 8 | Jack Somerville | QLD |
| 9 | Darcy St John | VIC |
| 10 | Luc Rance | QLD |
| 11 | Brad Williams | NSW |
| 12 | Geoffery Murphy | NSW |
| 13 | Dominic Benacquista | NSW |
| 14 | Karl Krauss | QLD |
| 15 | Trae Menzies | SA |
| 16 | Luke Collins | NSW |

17 Boys

| | | |
|----|--------------------|-----|
| 1 | Rhys Dowling | NT |
| 2 | Tom Calvert | QLD |
| 3 | Sam Ejtemai | VIC |
| 4 | David Fumpson | SA |
| 5 | Geoffrey Salmon | NSW |
| 6 | Ben Marschall | QLD |
| 7 | Ben Somerville | QLD |
| 8 | Rohan Toole | NSW |
| 9 | Robert Palmer | ACT |
| 10 | Tyas Williams | NT |
| 11 | Brent Scheer | WA |
| 12 | Aiden Parkes | ACT |
| 13 | Nicholas Greenland | NSW |
| 14 | Aiden Bailey | WA |
| 15 | Dion Bandiera | NT |
| 16 | Simon Cope | SA |

19 Girls

| | | |
|----|-------------------|-----|
| 1 | Tamika Saxby | NSW |
| 2 | Bethany Brazier | QLD |
| 3 | Grace McErvale | QLD |
| 4 | Nicole Stoneham | VIC |
| 5 | Natalie Newton | QLD |
| 6 | Moana Gray | NSW |
| 7 | Luka Stroop | WA |
| 8 | Shari Fuller | NT |
| 9 | Iritana Gray | NSW |
| 10 | Laura McCredie | ACT |
| 11 | Holly Barnes | ACT |
| 12 | Nodoka Mazhar | NSW |
| 13 | Tiffany Loss | QLD |
| 14 | Emily Stack-Msula | QLD |
| 15 | Ayla Stevens | NT |
| 16 | Jade Lee | NT |

17 Girls

| | | |
|----|---------------------|-----|
| 1 | Jessica Turnbull | QLD |
| 2 | Eloise O'Connor | WA |
| 3 | Kristen Nightingale | NSW |
| 4 | Rebecca Baum | QLD |
| 5 | Victoria Leow | VIC |
| 6 | Jasmin Burnard | SA |
| 7 | Claudia McGarry | NSW |
| 8 | Ellen Benacquista | NSW |
| 9 | Kate Lindsay | TAS |
| 10 | Nathalie Sutter | QLD |
| 11 | Samantha Calvert | QLD |
| 12 | Hannah Jamieson | QLD |
| 13 | Jessica Gibson | NSW |
| 14 | Aeron Skidmore | VIC |
| 15 | Naomi Burnard | SA |
| 16 | Angela Agostinetto | SA |

National Junior Rankings cont.

15 Boys

| | | |
|----|----------------------|-----|
| 1 | Jesse Keegan | NSW |
| 2 | Alex Eustace | QLD |
| 3 | Jacob Oates | VIC |
| 4 | Jason Holmes | VIC |
| 5 | Will Mountford-Jones | QLD |
| 6 | Todd Riches | NSW |
| 7 | Joseph White | NT |
| 8 | Ivan Jensen | QLD |
| 9 | Bradley Harrison | NSW |
| 10 | Jon van der Kreek | QLD |
| 11 | Darby Scoble | WA |
| 12 | Damon MacMillan | WA |
| 13 | Matthew Knight | NSW |
| 14 | Fletcher Hall | ACT |
| 15 | Corey Sergeant | QLD |
| 16 | Tye Harland | WA |

13 Boys

| | | |
|----|----------------------|-----|
| 1 | Nicholas Calvert | QLD |
| 2 | Liam Bruno | NSW |
| 3 | Peter Nuttall | ACT |
| 4 | Harry McKeon | WA |
| 5 | Jacob Salmon | NSW |
| 6 | Nicholas McCoombes | QLD |
| 7 | Ryan Bushel-Keegan | NSW |
| 8 | Jamie Pattison | TAS |
| 9 | Maaz Khatri | SA |
| 10 | Jack Hudson | TAS |
| 11 | A'Mi Gray | NSW |
| 12 | Connor Herring | NSW |
| 13 | Logan Howell | TAS |
| 14 | Anand Siththarangjan | ACT |

15 Girls

| | | |
|----|-------------------|-----|
| 1 | Lakeesha Rarere | QLD |
| 2 | Stacey Cope | SA |
| 3 | Rachael Gibson | NSW |
| 4 | Bianca Burnard | SA |
| 5 | Zoe Massam | WA |
| 6 | Brenda-Lee Mather | QLD |
| 7 | Katie Healey | NSW |
| 8 | Erin Murphy | NSW |
| 9 | Lauren Aspinall | SA |
| 10 | Rachel Waller | NSW |
| 11 | Tiana Sazby | NSW |
| 12 | Nathaara Wahid | WA |
| 13 | Courtney Aspinall | SA |
| 14 | Belle Reid | VIC |
| 15 | Danielle Kun | VIC |
| 16 | Sarah Kean | ACT |

13 Girls

| | | |
|----|-------------------|-----|
| 1 | Vanessa Graham | NSW |
| 2 | Kathleen Palmer | ACT |
| 3 | Alexandra Haydon | SA |
| 4 | Grace Pattinson | TAS |
| 5 | Courtney Mather | QLD |
| 6 | Hannah Smit | ACT |
| 7 | Lauren McInerney | SA |
| 8 | Tia McLennon | QLD |
| 9 | Erin Lindner | ACT |
| 10 | Kasey Nightingale | NSW |
| 11 | Garbrielle Lane | NSW |
| 12 | Georgina Lane | NSW |
| 13 | Sydney Johnson | NSW |
| 14 | Kelcey Pitt | TAS |

Finance Report

Racquets SA Operating Profit increased by \$17,000 to \$637,713 compared to 2010/11.

The Bar figures do not look very flattering but the treatment of discount drinks to members last year (Approx. \$46,000) was varied and is offset by a reduction in Promotional costs in Gaming (down from \$155,671 to \$99,630).

Repairs and Maintenance costs (Administration) increased by \$21,000 due to the ceiling collapsing in the gaming room with our insurers refusing to cover the damage. The matter was raised with the Internal Disputes Panel, and the decision has not been overturned. Racquets plans to take the matter up with an independent loss adjustor to pursue the claim. The ceiling repairs also interrupted and affected our gaming income for several days.

Land Tax for 2011 (\$17,000) is under review with the Government and at this stage the 2012 levy has not been determined. Gas and Electricity charges at the Club increased by 14% from \$49,000 to \$55,000 in line with state wide energy charging increases.

Net Squash SA costs reduced by \$47,807 to \$690,789 due to a staffing restructure in the Pathways and Marketing portfolios. Squash Admin net costs rose by \$55,000 due mainly to rent (\$20,000) and Consultancy Costs (\$18,000), which included the CBRE Facilities Report, Seaford Recreation Centre Concept Plans, and Strategic Planning and Workshops.

Development costs were reduced by \$10,000 while the Pennant bottom line increased by \$12,000 due to increased player insurance costs (\$13,500) because of the late receipt of the invoice for the 2010/2011 financial year.

The Association's Current Liabilities are up \$207,624 including \$137,500 owing to the Barossa Council for the Rex Centre Courts and an increase in trade creditors of \$50,000.

Of concern are the capital repayments and bank charges due in 2012/13 on the ANZ loan taken out to cover the Rex Centre and the Commercial Bill (car park). Payments for 2012/2013 are outlined below.

| | Capital | Bank Charges | Total |
|-----------------|-----------|--------------|------------------|
| ANZ Loan | \$37,000 | \$12,000 | \$49,000 |
| Commercial Bill | \$125,000 | \$9,000 | \$134,000 |
| Barossa Council | | | \$137,500 |
| | | | \$320,000 |

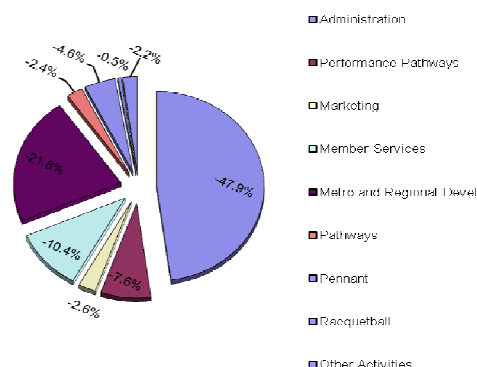
This amount of \$320,000 needs to be funded in 2012/13 before net Squash Operational costs are taken into account.

It should be noted that the ANZ Loan and Commercial Bill have been included in the Balance Sheet as Current Liabilities. This is in line with Australian Accounting Standards which requires loans to be reported accordingly if the Association does not have the legal right to defer payments.

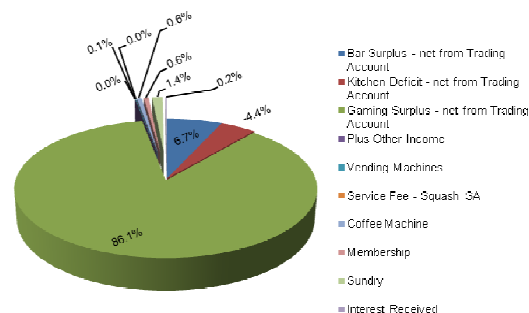
Members Equity increased by \$235,000 with the South Adelaide Squash Centre liability (\$289,236) being removed.

Bryan Ploenges
Finance Officer

Squash Net Cost of Operations 2012



Squash Net Income of Club Operations 2012



Squash Rackets Association of SA Inc.

2010/2011
\$

2011/2012
\$

Racquets SA

Bar Trading Account For Period 1 July 2011 to 30 June 2012

INCOME

| | | |
|---------------|-------------------------|----------------|
| 360,995 | Sales | 305,118 |
| <u>74,175</u> | Less Cost of Goods Sold | <u>100,055</u> |
| 286,820 | Gross Profit | 205,063 |

EXPENDITURE

| | | |
|----------------|-------------------------|---------------|
| 6,191 | Bar Snacks | 6,918 |
| 1,787 | Ice & Bar Gas | 1,827 |
| 1,170 | Miscellaneous Equipment | 1,000 |
| 35,130 | Overheads | 36,525 |
| 2,646 | Spillage | 3,548 |
| <u>110,874</u> | Staffing Costs | <u>90,199</u> |
| 157,798 | | 140,017 |
| <u>129,022</u> | Bar Surplus | <u>65,046</u> |

Kitchen Trading Account For Period 1 July 2011 to 30 June 2012

EXPENDITURE

| | | |
|---------------|-----------------|---------------|
| 5,765 | Kitchen Subsidy | 6,115 |
| <u>32,670</u> | Overheads | <u>36,350</u> |
| -38,435 | Kitchen Deficit | -42,465 |

Squash Rackets Association of SA Inc.

2010/2011

\$

2011/2012

\$

Gaming Trading Account For Period 1 July 2011 to 30 June 2012

INCOME

| | | | | |
|-----------|-----------|---------------------------|-----------|-----------|
| 2,120,317 | | Sales | 2,131,795 | |
| -632,842 | | LESS Gaming Tax - State | -631,218 | |
| -192,941 | 1,294,534 | LESS Gaming Tax - Federal | -189,735 | 1,310,842 |
| | | | | |

EXPENDITURE

| | | | | |
|---------|---------|--------------------------|---------|---------|
| 155,671 | | Advertising & Promotions | 99,630 | |
| 74,198 | | Depreciation | 65,429 | |
| 4,948 | | Game Changes | 630 | |
| 2,830 | | Marketing | 1,252 | |
| 23,296 | | Monitoring | 24,724 | |
| 66,430 | | Overheads | 64,484 | |
| 189,084 | 516,457 | Staffing Costs | 214,050 | 470,199 |
| | | | | |

778,077

Gaming Surplus

840,643

Racquets SA Profit & Loss Account For Period 1 July 2011 to 30 June 2012

INCOME

| | | | | |
|---------|---------|--|---------|---------|
| 129,022 | | Bar Surplus - net from Trading Account | 65,046 | |
| -38,435 | | Kitchen Deficit - net from Trading Account | -42,465 | |
| 778,077 | | Gaming Surplus - net from Trading Account | 840,643 | |
| | | Plus Other Income | | |
| 936 | | Vending Machines | 744 | |
| 4,000 | | Service Fee - Squash SA | 0 | |
| 7,517 | | Coffee Machine | 6,058 | |
| 8,073 | | Membership | 6,132 | |
| 15,829 | | Sundry | 13,199 | |
| 1,076 | 906,095 | Interest Received | 1,557 | 890,914 |
| | | | | |

EXPENDITURE

| | | | | |
|--------|---------|-----------------------|--------|---------|
| 29,051 | | Borrowing Costs | 9,974 | |
| 7,336 | | Coffee Machine | 8,481 | |
| 1,875 | | Consultancy | 7,108 | |
| 30,683 | | Depreciation | 28,871 | |
| 2,856 | | Eightball | 1,351 | |
| 57,833 | | Overheads | 77,144 | |
| 32,074 | | Rates & Taxes | 11,444 | |
| 25,000 | | Sponsorships - Squash | 15,000 | |
| 2,955 | | Sponsorships - Other | 5,455 | |
| 75,452 | | Staffing Costs | 83,617 | |
| 5,016 | | Subscriptions | 4,756 | |
| 15,286 | 285,417 | Theft | 0 | 253,201 |
| | | | | |

620,678

750,000

-129,322

Racquets SA Operating Profit
Less Contributions to Squash SA

Net Result

637,713

600,000

37,713

Squash Rackets Association of SA Inc.

2010/2011
\$

2011/2012
\$

Squash SA

Administration

For Period 1 July 2011 to 30 June 2012

| 2010/2011 | | | 2011/2012 | |
|--------------|-----------------|----------------------------|--------------|-----------------|
| | | INCOME | | |
| 14,000 | | Glass Court Hire | 0 | |
| <u>6,090</u> | 20,090 | Sundry | <u>1,646</u> | 1,646 |
| | | EXPENDITURE | | |
| 600 | | Advertising | 0 | |
| 0 | | Bad Debts | 3,352 | |
| 0 | | Borrowing Costs | 4,188 | |
| 4,312 | | Consultancy | 21,960 | |
| 31,403 | | Depreciation | 25,315 | |
| 0 | | Extraordinary Expense | 2,115 | |
| 14,821 | | Meetings | 18,688 | |
| 87,852 | | Overheads | 114,602 | |
| 3,725 | | Relocation Expenses | 0 | |
| 4,000 | | Service Fee to Racquets SA | 0 | |
| 141,540 | | Staffing Costs | 142,086 | |
| <u>4,306</u> | 292,559 | Volunteer Expenses | <u>0</u> | 332,306 |
| | <u>-272,469</u> | Net Result | | <u>-330,660</u> |

Performance Pathways

For Period 1 July 2011 to 30 June 2012

| | | | | |
|--------------|----------------|----------------------------|--------------|----------------|
| | | INCOME | | |
| 464 | | Fundraising | 0 | |
| 5,040 | | Grants | 5,040 | |
| 5,455 | | Squad Fees | 0 | |
| <u>1,936</u> | 12,895 | Other Income | <u>3,173</u> | 8,213 |
| | | EXPENDITURE | | |
| 561 | | Country Development | 0 | |
| 1,462 | | Court Costs | 5,334 | |
| 3,636 | | Emerging Athlete Fund | 5,883 | |
| 1,857 | | Fundraising Offset | 0 | |
| 7,117 | | Other Expenses | 425 | |
| 18,255 | | State Development Coaching | 3,486 | |
| 35,413 | | Staffing Costs | 40,626 | |
| 4,921 | | Talented Athlete Fund | 3,237 | |
| <u>8,910</u> | 82,132 | Training Squad | <u>1,424</u> | 60,415 |
| | <u>-69,237</u> | Net Result | | <u>-52,202</u> |

Squash Rackets Association of SA Inc.2010/2011
\$2011/2012
\$**Marketing**

For Period 1 July 2011 to 30 June 2012

INCOME

| | | | | |
|----------|-------|-------------|--------------|--------|
| 6,936 | | Functions | 9,300 | |
| <u>0</u> | 6,936 | Sponsorship | <u>2,598</u> | 11,898 |

EXPENDITURE

| | | | | |
|---------------|----------------|-------------------|----------|----------------|
| 2,050 | | Advertising | 1,510 | |
| 6,459 | | Coordinators Fees | 5,203 | |
| 13,011 | | Functions | 16,043 | |
| 20,221 | | Promotions | 6,655 | |
| 574 | | Other | 659 | |
| <u>28,299</u> | <u>70,614</u> | Staffing Costs | <u>0</u> | <u>30,070</u> |
| | <u>-63,678</u> | Net Result | | <u>-18,172</u> |

Member Services

For Period 1 July 2011 to 30 June 2012

INCOME

| | | | | |
|----------|--------------|----------------|--------------|--------------|
| 655 | | Affiliations | 3,505 | |
| 918 | | Club Insurance | 0 | |
| 1,926 | | Step Funding | 1,920 | |
| <u>0</u> | <u>3,499</u> | Sundry | <u>1,227</u> | <u>6,652</u> |

EXPENDITURE

| | | | | |
|---------------|----------------|------------------|---------------|----------------|
| 40,244 | | Facilities Grant | 32,258 | |
| 1,902 | | Other Expenses | 1,090 | |
| <u>54,765</u> | <u>96,911</u> | Staffing Costs | <u>45,417</u> | <u>78,765</u> |
| | <u>-93,412</u> | Net Result | | <u>-72,113</u> |

Squash Rackets Association of SA Inc.

2010/2011
\$2011/2012
\$

Metro and Regional Development
For Period 1 July 2011 to 30 June 2012

INCOME

| | | | | |
|--------------|-------|--------------------|--------------|--------|
| 3,043 | | Services Provided | 10,904 | |
| 1,615 | | Grants/Sponsorship | 2,387 | |
| <u>1,802</u> | 6,460 | Other Income | <u>2,685</u> | 15,976 |

EXPENDITURE

| | | | | |
|----------------|------------------------|-------------------|----------------|------------------------|
| 3,447 | | Coaching | 7,852 | |
| 14,000 | | Coordinators Fees | 8,545 | |
| 0 | | Consultancy | 2,000 | |
| 3,033 | | Equipment | 2,422 | |
| 2,436 | | Overheads | 7,290 | |
| <u>143,628</u> | 166,544 | Staffing Costs | <u>138,545</u> | 166,654 |
| | <u><u>-160,084</u></u> | Net Result | | <u><u>-150,678</u></u> |

Pathways

For Period 1 July 2011 to 30 June 2012

INCOME

| | | | | |
|--------------|--------|-----------------|--------------|--------|
| 1,218 | | Coaches Courses | 1,903 | |
| 2,118 | | Equipment Sale | 2,344 | |
| 30,000 | | Step Funding | 30,000 | |
| 0 | | Squad Fees | 7,945 | |
| <u>1,146</u> | 34,482 | Sundry | <u>3,380</u> | 45,572 |

EXPENDITURE

| | | | | |
|----------|-----------------------|-------------------|--------------|-----------------------|
| 2,631 | | Equipment | 2,516 | |
| 0 | | Camps Junior | 2,561 | |
| 0 | | Coordinators Fees | 3,825 | |
| 1,337 | | Junior Coaching | 3,312 | |
| 3,481 | | Other | 2,951 | |
| 73,027 | | Staffing Costs | 42,253 | |
| <u>0</u> | 80,476 | Training Squad | <u>4,545</u> | 61,963 |
| | <u><u>-45,994</u></u> | Net Result | | <u><u>-16,391</u></u> |

Squash Rackets Association of SA Inc.

| 2010/2011 \$ | | | 2011/2012 \$ | |
|---|-----------------------|---------------------|-----------------|-----------------------|
| Pennant | | | | |
| For Period 1 July 2011 to 30 June 2012 | | | | |
| INCOME | | | | |
| 36,609 | | Nomination Fees | 37,904 | |
| 3,814 | | Premier League | 4,531 | |
| <u>2,800</u> | 43,223 | Sponsorship | <u>1,000</u> | 43,435 |
| EXPENDITURE | | | | |
| 6,340 | | Coordinators Fees | 8,700 | |
| 1,023 | | Daytime Competition | 551 | |
| 1,936 | | Functions | 2,330 | |
| 9,263 | | Overheads | 22,909 | |
| 1,358 | | Premier League | 4,116 | |
| 1,182 | | Referees | 2,364 | |
| 29,627 | | Staffing Costs | 25,401 | |
| 5,618 | | Trophies | 1,553 | |
| <u>6,682</u> | 63,029 | Venue Hire | <u>7,426</u> | 75,350 |
| | <u><u>-19,806</u></u> | Net Result | | <u><u>-31,915</u></u> |

| | | | | |
|---|--------------------|-----------------------------|--------------|----------------------|
| Racquetball | | | | |
| For Period 1 July 2011 to 30 June 2012 | | | | |
| INCOME | | | | |
| 2,387 | | Nominations | 2,272 | |
| <u>3,800</u> | 6,187 | Step Funding & Sponsorships | <u>4,405</u> | 6,677 |
| EXPENDITURE | | | | |
| 2,066 | | Tournaments | 3,098 | |
| 746 | | Other | 22 | |
| <u>3,662</u> | 6,474 | Coordinators Fees | <u>7,010</u> | 10,130 |
| | <u><u>-287</u></u> | Net Result | | <u><u>-3,453</u></u> |

| | | | | |
|---|-----------------------|---------------------------------|--------------|-----------------------|
| Other Activities (net) | | | | |
| For Period 1 July 2011 to 30 June 2012 | | | | |
| 974 | | Australian Junior Championships | -3,870 | |
| -4,615 | | National Junior Series | 0 | |
| -10,286 | | Tournaments | -5,477 | |
| -930 | | National Teams Event | 191 | |
| -1,760 | | SA Open | -7,561 | |
| <u>2,988</u> | | School Competition | <u>1,512</u> | |
| | <u><u>-13,629</u></u> | Net Result | | <u><u>-15,205</u></u> |

Squash Rackets Association of SA Inc.

2010/2011

\$

2011/2012

\$

Squash SA Summary of Trading

For Period 1 July 2011 to 30 June 2012

| | | |
|----------|--------------------------------|----------|
| -272,469 | Administration | -330,660 |
| -69,237 | Performance Pathways | -52,202 |
| -63,678 | Marketing | -18,172 |
| -93,412 | Member Services | -72,113 |
| -160,084 | Metro and Regional Development | -150,678 |
| -45,994 | Pathways | -16,391 |
| -19,806 | Pennant | -31,915 |
| -287 | Racquetball | -3,453 |
| -13,629 | Other Activities | -15,205 |
| -738,596 | NET SQUASH COSTS | -690,789 |
| 750,000 | CONTRIBUTIONS FROM RACQUETS SA | 600,000 |
| 11,404 | TOTAL | -90,789 |

Squash Rackets Association Consolidated Trading Account

For Period 1 July 2011 to 30 June 2012

| | | |
|----------|------------------------------|---------|
| -129,322 | Racquets SA | 37,713 |
| 11,404 | Squash SA | -90,789 |
| -141,685 | Less Revaluation Glass Court | 0 |
| -259,603 | Net Consolidated Result | -53,076 |


Squash Rackets Association of SA Inc.

| 2011 \$ | | 2012 \$ |
|-----------------------------------|---------------------------------------|------------------|
| Consolidated Balance Sheet | | |
| As at 30 June 2012 | | |
| CURRENT ASSETS | | |
| 402,658 | Current Assets | 437,189 |
| <u>402,658</u> | Total Current Assets | <u>437,189</u> |
| CURRENT LIABILITIES | | |
| 0 | ANZ Loan-Barossa Courts | 182,924 |
| 358,135 | ANZ Commercial Bill | 229,976 |
| 158,349 | Current Liabilities | 365,973 |
| <u>516,484</u> | Total Current Liabilities | <u>778,873</u> |
| -113,826 | WORKING CAPITAL | -341,684 |
| FIXED ASSETS | | |
| 75,000 | Glass Court | 75,000 |
| 0 | Barossa Squash Courts | 239,890 |
| 217,151 | South Adelaide Squash Courts | 217,151 |
| 2,296,037 | Land & Building | 2,296,037 |
| 19,264 | Loan Squash SA | 0 |
| 2,854 | Loan Eight Ball Club | 1,648 |
| 10,000 | Loan Impact Health | 6,900 |
| 20,200 | Loan Whyalla | 17,450 |
| 608,395 | Plant & Gaming Equipment | 560,411 |
| 24,573 | Motor Vehicle | 19,005 |
| <u>3,273,474</u> | Total Fixed Assets | <u>3,433,492</u> |
| NON CURRENT LIABILITIES | | |
| 289,236 | South Adelaide Squash Centre Loan | 0 |
| 14,764 | Loan Racquets SA | 0 |
| <u>304,000</u> | Total Non Current Liabilities | <u>0</u> |
| <u>2,855,648</u> | | <u>3,091,808</u> |
| MEMBERS FUNDS | | |
| 3,083,654 | Members Funds Prior Year | 2,855,648 |
| -259,603 | Less Deficit from Operations | -53,076 |
| 31,597 | South Adelaide-Reduction in Liability | 289,236 |
| <u>2,855,648</u> | | <u>3,091,808</u> |


Board of Directors' Statement

We declare that the statements of accounts for the financial period ending 30 June 2012 reflect, to the best of our knowledge and belief an accurate record of the operations of the Association for that period. These statements are prepared to fulfil our obligations under the constitution of the Association and the requirements under the *Associations Incorporations Act 1985*.

More detailed explanations on the Financial Performance and Position for the year ended are noted in the Finance Advisory Committee's report.



Mark Goldstone
President on behalf of the Board of Directors
7/9/2012



Bryan Ploenges
Chief Accounting Officer
7/9/2012

Auditor's Statement

I have audited the Statements of Financial Performance (viz: Trading Accounts, Profit & Loss, Squash Programs and Summary Statements) for the financial year 1 July 2011 to 30 June 2012, and the Statement of Financial Position (Balance Sheet) for the Squash Rackets Association of South Australia Incorporated for the financial year ended 30 June 2012.

The Association's officers are responsible for preparing the financial reports (Statements) that comply with Accounting Standards and in accordance with the *Associations Incorporation Act 1985*.

This includes responsibility for the maintenance of adequate accounting records and internal controls.

The audit procedures assessed whether in all material aspects the Statements presented fairly in accordance to Accounting Standards. The procedures included testing, examination, discussion and analysis, and any other disclosures in the statement that were not directly derived from the full financial statements.

In my opinion the Association's Statement of Financial Performance and Statement of Financial Position presents a true and fair view of the Activities and Position of the Association for the period ending 30 June 2012.



Rod Shearing FIPA
Auditor
7/9/2012



Your Local Community Club

Supporting Squash in South Australia

Bar ● 8ball ● Darts ● Gaming ● Dining ● Functions

Open 7 days

Bistro Open Lunch Monday to Friday and Sundays
Dinner Tuesday to Saturday

Daily Specials Available

Phone: 8277 4922 to make a booking

www.racquetssa.com.au

"Don't let the game play you. Stay in control. Gamble Responsibly."

Platinum Membership Available



For an annual \$15 subscription fee Members will receive the following benefits

- 10% discount on Bar and Bistro purchases
- Lunchtime and Evening Platinum Member meal deals
- Automatic entry into all Club promotions, including our Weekly Membership cash draw
- Complimentary Birthday meal and beverage
- Daily prizes available via card swipe 'Door Man'
- Double Loyalty point sessions throughout the week

*If you would like to become a Platinum Member and take advantage of these benefits,
please ask our friendly and helpful staff when you next visit.*

Proud Sponsors and Partners



Simeone Financial Services



Profix Melrose Park



Rebel Sport Marion

440 Goodwood Road
Cumberland Park SA 5041
T 08 8377 7476 F 08 8271 3846
www.squashsa.asn.au

ABN 21 339 545 083 / 002