

How to use a Vending Machine

Learning Objectives:

Students will learn how to buy items from a vending machine.

Materials & Preparation:

- How to use a Vending Machine power point (included)
- How to use a Vending Machine Comprehension Questions (included)
- How to use a Vending Machine matching activities (included)
- Picture writing prompt (included)
- YouTube Access : "How to use a Vending Machine"
- Prepare some change (ask parents, yourself, or school) to have students practice on a real vending machine at your school

Instruction:

- Who likes to eat snacks? What if you are hungry but have no snacks? Where can you go to buy one? Who has used a vending machine before?
- How to use a Vending Machine power point

Full Class Activity:

- YouTube: Type in "How to use a Vending Machine". There are a few videos that explain the process for students to watch.
- Go through the process for using a vending machine.
- Actually go to a vending machine and buy a snack! If parents can send in a dollar or maybe you have some change you've collected over the past few weeks. Practice helps 😊

Independent Working Time:

- Comprehension questions
- Matching activities
- Picture Writing prompt

Wrap up/Closing:

- Review!!
- Go over steps to use a vending machine.

Name _____ Date _____

Answer the questions about How to use a Vending Machine.

1. What is usually sold in vending machines?
 - a. Food and drinks
 - b. Pets
 - c. Clothes

2. Where are some places you might see a vending machine?
 - a. Your house
 - b. The bathroom
 - c. Mall, school, stores

3. What do you need to buy something from a vending machine?
 - a. Money
 - b. An item to trade
 - c. Muscles

4. After you decide what you want to buy, what do you do next?
 - a. Go find your Mom
 - b. Shake the machine
 - c. Put your money into the machine






5. What needs to be done after you've put your money in?
 - a. Your food comes out
 - b. Enter the code (letter/number) of your item
 - c. Shake the machine

6. Do vending machines give change?
 - a. YES
 - b. NO

Score: _____/6 = _____%

Name _____ Date _____

Match the pictures with the same picture.




Name _____ Date _____

Match the pictures with the words.



Entering item code




Snack machine



Getting item out



Inserting dollar



Soda machine

Name _____ Date _____

Write 3-5 sentences about the picture.



Name _____ Date _____

Draw a picture of a vending machine you'd like to see. Write 3-5 sentences about what kind of things you put in it and why.