



Free Practice Exam - Questions

1. Look at this piece below, then answer the following questions.



(i) Complete the score above by adding the missing bar lines.

(ii) Write the name of the ornament marked 

Free Practice Exam - Questions

(b) Look at this piece below, then answer the following questions.

The musical score is in 3/4 time and F major. It consists of 5 measures. In measure 4, a chord labeled 'A' is indicated above the treble clef. In measure 5, a chord labeled 'B' is indicated above the treble clef. The lowest note of each chord is the root.

(i) Name the chords indicated by A and B as I, II, IV or V. Also answer whether the lowest note of the chord is the root (a), 3rd (b) or 5th (c). The key of the score is in F major.

Chord A (bar 3)

Chord B (bar 3)

(ii) Below the staves write Ic-V $\begin{pmatrix} 6 & 5 \\ 4 & 3 \end{pmatrix}$ under the 2 chords next to each other where this progression occurs. Remember that the key is F major.

(iii) Write the time name (e.g. crotchet or quarter note) of the shortest note in the piece above.

.....

(iv) Write the name of the ornament in bar 2 (marked)


.....

Free Practice Exam - Questions


2 (a) Fully name each of these melodic intervals. (e.g. minor 3rd, perfect 5th)



.....




.....




.....

Free Practice Exam - Questions

(b) Write a higher note to form the named **melodic** interval after each of these notes below.





Minor 3rd



Compound minor 2nd

3. The melody below is originally written for cor anglais. In order to make it sound at concert pitch, transpose the melody down by a perfect 5th. Remember to add all the necessary accidentals and the new key signature.



4. Look at this piece below, then answer the following questions.

Andantino grazioso

p *legato*

X

Y

poco rall. **a tempo**

cresc. *p*

* ↑

© Norihiro Consulting - All rights reserved. Do not share, copy, reproduce or sell any part of this document unless you have written permission from Norihiro Consulting. All infringements will be prosecuted. If you are the personal owner of the Norihiro Consulting End User License then you may use it for your own use but not for any other purpose.


Free Practice Exam - Questions


In time

Held back

The end

Repeat from the beginning

(ii) Rewrite the first left-hand chord of bar 8 (marked ) using the alto C clef. Remember to put in the clef and the key signature.



(b) (i) The time signature of the score above is in:

Simple or compound

Duple, triple or quadruple


(ii) Answer with the technical name of the two notes indicated by X and Y (e.g. Tonic, Dominant). Remember that the key is in F major.

X (bar 3)

Y (bar 5)

Free Practice Exam - Questions

(iii) Using a breve (double whole-note), write an enharmonic equivalent of the first right-hand note of bar 7 (marked *) of the piece above.



(c) (i) Name a standard orchestral instrument that could play the right-hand part of the extract so that it sounds at the same pitch, and then name the family of instruments to which it belongs.

Instrument

Family

(ii) Now name a different family of standard orchestral instruments and then name its lowest-sounding member.

Family.....


Instrument.....

(iii) Circle one of the percussion instruments from the list below that produces sounds of indefinite pitch.


Celesta
Marimba
Cymbals
Glockenspiel

Free Practice Exam - Questions

5. (a) Using semibreves (whole notes), write an octave ascending of the chromatic scale that begins on the note provided. Do not use a key signature but put in all the necessary accidentals.



(b) Without using a key signature, add accidentals to the notes below to form the scale of G# melodic minor



6. Look at this piece below, then answer the following questions.

Allegro deciso ♩ = 84

A musical score in treble clef with a key signature of one sharp (F#) and a 3/2 time signature. The tempo is marked 'Allegro deciso' with a quarter note equal to 84 beats. The score consists of several measures. The first measure has a mezzo-forte (mf) dynamic and an upward-pointing arrow. The second measure has a crescendo (cresc.) marking. The third measure has a forte (f) dynamic. The fourth measure has an accent (>) marking. There are various musical notations including slurs, ties, and accidentals throughout the piece.

(a) Circle one for this term.


deciso means:


- Delicate
- Graceful
- Energetic
- With determination

(b) Add the correct rest(s) at the place marked * to complete bar 1.

Free Practice Exam - Questions


(c) Rewrite the two notes in bar 2 (marked) using the tenor C clef. Remember to put in the clef and the key signature.



(d) How many demisemiquavers (32nd notes) are the tied notes in bar 1 (marked ) worth in total?

.....

(e) Rewrite bar 3 with notes that are half the value. Also, include the new time signature.



(f) Give the letter name of the lowest note in the extract.

.....

Free Practice Exam - Questions

7. Write one chord per box by using I, II, IV, or V, Name the suitable progressions for two cadences in the boxes underneath the score below.

The musical score is written on a single staff in 6/8 time, with a key signature of two flats (B-flat major). The melody is as follows:

- Measure 1: Quarter note B-flat, eighth note A, eighth note G, quarter note F, eighth note E, eighth note D.
- Measure 2: Quarter note C, eighth note B-flat, eighth note A, quarter note G, eighth note F, eighth note E.
- Measure 3: Quarter note D, eighth note C, eighth note B-flat, quarter note A, eighth note G, eighth note F.
- Measure 4: Quarter note E, eighth note D, eighth note C, quarter note B-flat, eighth note A, eighth note G.

Below the staff, there are five empty boxes for chord identification:

- Box 1: Under the first measure.
- Box 2: Under the third measure.
- Box 3: Under the fourth measure.
- Box 4: Under the fifth measure.
- Box 5: Under the sixth measure.