

Let's Make Lemonade Lesson

Learning Objectives:

Students will learn how to make lemonade and make it.

Materials & Preparation:

- Let's Make Lemonade power point (included)
- Let's Make Lemonade sequencing activity (multiple levels included)
- Lemonade writing picture prompt (included)
- Lemonade matching activity (included)
- Scissors & glue (you provide)
- Lemonade ingredients (you provide)

Instruction:

- Who likes to drink something cold and refreshing on a hot day? What kinds of things do you drink? Who has had lemonade before? What do you think is in lemonade?
- Let's Make Lemonade power point

Full Class Activity:

- Make lemonade!! Display the power point if needed to move to the next step for the cooking lesson. Have each student read a slide as you go.

Independent Working Time:

- Matching activity
- Writing picture prompt
- Sequencing activity, remind students to remember what they did when they were making the lemonade.

Wrap up/Closing:

- Review what they made and how. Remind them how important cooking is for their independence and that you will continue working on meals and snacks they can prepare for themselves!

Other Ideas for Activities:


- Making tea is also another easy similar lesson that I've had students with moderate to severe disabilities who would make this independently in class as they learned and needed less support. It's amazing to see!!!

- Take pictures of the students doing each step and make a book of themselves making hot chocolate (or whatever recipe you're working on). Students can also write the story to go with their book and take it home for parents to see. It's so much more meaningful when they see pictures of themselves doing/participating in activities.
- For lemonade, there are "secret ingredients" you can add, maple syrup, brown sugar, etc. You can play a game with your class and make different batches of lemonade and see if anyone can guess the secret ingredient in every pitcher.


Name _____ Date _____

Cut out the pictures or words and glue steps in order for making lemonade.


1



2




3




4



5



6



add 1 cup of sugar

squeeze lemons out

pour in water

drink and enjoy!








add ice

stir until mixed




Name _____ Date _____

Match the pictures with the same picture.




Name _____ Date _____

Match the pictures with the words.




Ice cubes




Add sugar



Fresh lemonade



Squeeze lemons



Adding water

