



SQUASH SA.

RACQUETBALL SA

Annual Report 2011

*The Board of Directors has pleasure in presenting the
2011 Annual Report of the activities of the Association for the 12 months ended 30th June 2011
together with an audited Statement of Income and Expenditure and Balance Sheet of the
Association for the period ended 30th June 2011.*

Contents

SRASA Directory	Page 3
Advisory Committees	Page 4
Message from the President and General Manager	Page 5
State Senior & Junior Rankings.....	Page 6
National Rankings	Page 7
Pathways Report.....	Page 8
Member Services Report.....	Page 11
Country Coordination Report.....	Page 12
Junior Coordination Advisory Committee Report.....	Page 12
SA Squash Referees Association Report	Page 13
Tournament Results.....	Page 13
Marketing Advisory Committee Report.....	Page 14
Squash Week In Photos.....	Page 15
Pennant Committee Report	Page 17
2010/11 Pennant Competitions	Page 18
Racquetball Report.....	Page 19
Racquets SA Report.....	Page 20
Finance and Risk Advisory Committee Report.....	Page 21
Finance Report.....	Page 22
Financial Reports.....	Page 23
Board of Directors' Statement	Page 38
Auditor's Statement.....	Page 38

Administration

Squash Rackets Association of SA

Squash SA

General Manager	Mr Phil Sinnott
Pathways Manager	Mr John Cranwell
Member Services Mgr	Mrs Patti Wilson
Marketing Manager	Ms Jane Intini (to March 2011)
Marketing Manager	Ms Nicole Boyd (from April 2011)
Development Officer	Mr Des Panizza
Development Officer	Mr James Rogers
Development Officer	Mrs Dani Rogers
Development Officer	Mr Andrew Edwards (from June 2011)
Country Coordinator	Mr Grant Norman
Competition/Admin	Mrs Tanya Virgens



Racquets SA

General Manager	Mr Phil Sinnott
Club Manager	Mr Damien Hill
Assistant Manager	Ms Mandy Gebhardt
Finance Officer	Mr Bryan Ploenges

Life Members

Mr Len Atkins (OAM)
 Mr Metze Bradey
 Mr John Chapman
 Mr Malcolm Kennewell
 Mr Neil McLaren
 Mr Harry McMaster
 Mr William Spear (OAM)
 Dr Bruce Walker

2010-2011 Board of Directors

President	Mr Mark Goldstone
Directors	Mr Sam Abishara Mr Stewart Allan (to June 2011) Mr George DeVizio Mr Lynton Franzi (from April 2011) Ms Cheryl Johnstone Ms Alissa Proctor Dr Alex Ryan Mr Philip Teale

Auditor

Mr Rod Shearing (FIPA)

SA Squash Referees Association

President	Mr Grant Donovan
Secretary/Treasurer	Mrs Judy Feltrin

Daytime Competition

North Co-ordinator	Mrs Winn Unwin
South Co-ordinator	Mr Des Whelan

Squash Pennant Registrar

Mr Will Gray

Racquetball

Competition Manager	Mrs Leonie Johnston
----------------------------	---------------------

SQUASH SA

RACQUETBALL SA

RACQUETS SA
 — BAR • BISTRO • GAMING —

Advisory Committees

Facilities Advisory Committee

Chair	Mr Mark Goldstone (Board Rep)
Committee	Mr Stewart Allan (Board Rep) Mr Chris Dittmar Mr Lynton Franz (Board Rep) Mr Phil Sinnott (Ex Officio)

Finance and Risk Advisory Committee

Chair	Mr Philip Teale (Board Rep)
Committee	Mr Mark Goldstone (Board Rep) Mr Damien Hill (Ex Officio) Mr Andrew Langley Mr David Lipschitz Mr Bryan Ploenges (Ex Officio) Mr Rod Shearing (Auditor) Mr Phil Sinnott (Ex Officio)

Junior Coordination Advisory Committee

Chair	Mr Grant Norman
Committee	Mr Steve Cope Mr John Cranwell (Ex Officio) Mr Danny Giles Ms Junesse Martin Ms Kaye Reeves Dr Alex Ryan (Board Rep)

Marketing and Membership Advisory Committee

Chair	Ms Cheryl Johnstone (Board Rep)
Committee	Mrs Nicole Boyd (Ex Officio) Miss Janine Bryan Ms Jacinta Lee Ms Alissa Proctor (Board Rep)

Pennant Committee

Registrar	Mr Will Gray
Committee	Ms Alissa Proctor (Board Rep) (to May 2011) Mr Brian Richards Mr Terry Swanton Mr Nathaniel Wolff

Racquetball Committee

Chair	Mr Sam Abishara (Board Rep)
Committee	Mr George Albrechtsen Mr Steve Broughton Mr Michael Burton Mrs Leonie Johnston Mr Michael Pierce Mr Brian Richards Ms Lyn Thornton

Senior Coordination Advisory Committee

Chair	Mr George DeVizio (Board Rep)
Committee	Mr John Cranwell (Ex Officio) Ms Judy Feltrin Ms Cheryl Johnstone (Board Rep) Mr Con Psaromatis Mr Matt Wolff

Squash SA Awards Committee

(to commence in 2012)

Chair	Mr Jack Wass
Committee	Mr Manfred Lang Mr Phil Sinnott (Ex Officio) Mrs Tanya Virgens (Ex Officio)

Women's Committee

Chair	Ms Alissa Proctor (Board Rep)
Committee	Ms Mandy Neller (to May 2011) Ms Hari Argiro (from May 2011)



Message from the President and General Manager

Welcome to the 2011 Annual Report, as we move into a new financial year it is timely to reflect upon the projects which have been undertaken and our achievements over the past 12 months.

At the forefront of this report we take the opportunity to thank the Squash SA Board and Advisory Committee Members for their commendable voluntary work over the past 12 months.

The Board remains committed to ensure the Association will be better positioned than ever before to safeguard the longevity of the sport. Changes to our organisational structure and a new approach to strategy and operations will lead to a new era for Squash in South Australia.

Accordingly, the 2010/2011 budget was prepared with a particular focus on increasing capacity and setting performance targets to evaluate the return on this investment. Significant milestones over the past 12 months include: improvement of facilities, game and player development, increasing participation, governance and administration.

Improvement of Facilities

Squash SA formed a long term partnership with The Barossa Council which has seen six ASB squash courts incorporated into a \$15.5M Regional Sporting Hub – The Rex Aquatic and Fitness Centre. The Board committed \$250,000 funding to the promotion of Squash in the Barossa Region. The new courts are within walking distance of schools, and will service a rapidly growing commuter and rural population. The investment will drive a resurgence of squash in the Barossa and directly meets the Associations objective to strategically invest in school and council-owned facilities.

Applications for Squash SA's Facilities Enhancement Grant funding program were received from across the state as venue owners and operators were able to take advantage of a new funding opportunity and make improvements to their Centres. In 2010/2011 the Board allocated \$45,000 funding to FEG projects. The dollar for dollar funding program has stimulated approximately \$90,000 value in squash centre improvements and upgrades.

The redevelopment of the Racquets SA car park has increased car parking to 70 spaces, improving the access, safety and aesthetical elements of the area.

Game and Player Development

A new Performance Pathways Model was introduced, with a clear focus on developing grass roots and better supporting our top junior players. SA boasts several junior boys and girls nationally ranked in the top 16 of their age groups. A Professional Coaching Pool has been established to assist the juniors progression to national junior rankings and senior competition.

Squash SA also established the Talented Athlete Funding Program to support Elite players to train in Adelaide and to travel overseas as part of the International Circuit.

In a glittering ceremony held at the Adelaide Convention Centre on Saturday 20 November 2010, SA and Australian squash great Vicki Cardwell was one of the first 20 South Australian sporting luminaries to be inducted into the SA Sports Hall of Fame. Vicki joined the likes of Sir Donald Bradman (Cricket), Lisa Ondieki (Athletics), Gillian Rolton (Equestrian), Phil Smyth (Basketball), and many other household names. Congratulations Vicki.

Increasing Participation

Development Staff were assigned to zones - Central, Northern, Southern and Country with a key focus on growing grass roots participation. Their good work has resulted in steady participation growth at a junior club level and growth in junior tournament attendance. In addition the number of Pennant Player registrations has been maintained, for the first time in several years.

Introduced in 2011, the 'Get Moving Play Squash, Squash Week' marketing campaign had a contemporary edge and targeted our next generation of players. The campaign, which culminated in the Squash Gala Night, and Chateau Tanunda SA Open, sparked renewed enthusiasm and excitement in squash and racquetball.

Governance

On behalf of the Board, we wish to acknowledge the contribution of the whole team, including Racquets SA and Squash SA Staff, our committees, sponsors, club coaches, administrators, referees and volunteers. The entire team is very passionate and dedicated to the overall development of squash and racquetball in South Australia.

Mark Goldstone
President
S.R.A.S.A

Phil Sinnott
General Manager
S.R.A.S.A

State Senior Rankings

As at 1 January 2011

Men

- 1 Mike Corren
- 2 Jason Mudge
- 3 Justin Beard
- 4 James Rogers
- 5 Ross Hewitt
- 6 Geoff Davenport
- 7 Ben Werchon
- 8 Cameron Deehan
- 9 Scott Coombe
- 10 Mark Jory

Women

- 1 Alma Kushartanti
- 2 Bonny Wu
- 3 Stephanie Wighton
- 4 Rebecca Bergamin
- 5 Kathryn Kirk
- 6 Rebecca Thickbroom
- 7 Shauna Brewer-Vawser
- 8 Alicia Kerr
- 9 Lisa Mitchell
- 10 Alison Ward



2010 State Senior Team

Stephanie Wighton, Justin Beard, Alma Kushartanti,
Jason Mudge, Bonny Wu

State Junior Rankings

As at 1 May 2011

19 Boys

- 1 Andrew Wise
- 2 Lucas Norman
- 3 Matt Lokan
- 4 Zak Robertson
- 5 Sam Larder

19 Girls

- 1 Alyssa McInerney
- 2 Caterina Agostinetti
- 3 Tahlia Martin

17 Boys

- 1 David Fumpson
- 2 Trae Menzies
- 3 Simon Cope
- 4 Brad Jones
- 5 Curtis Hall
- 6 Oliver Norman
- 7 Tyler Goldstone
- 8 Alexander Grosset
- 9 Mitchell Hunt
- 10 Matthew Miller
- 11 Michael Fairlamb

17 Girls

- 1 Jasmin Burnard
- 2 Naomi Burnard
- 3 Stacey Salter

15 Boys

- 1 Keiran Hunt
- 2 Trent Noble
- 3 Rohan Parikh
- 4 Leigh Symonds
- 5 Jack McLeod

15 Girls

- 1 Stacey Cope
- 2 Angela Agostinetti
- 3 Bianca Burnard
- 4 Jennifer Jones

13 Boys

- 1 William Pearson
- 2 Sam Haydon
- 3 Maaz Khatri
- 4 Saad Khatri
- 5 Matthew Georgiadis
- 6 Stavros Psaromatis
- 7 Saxon Ahier
- 8 Franco Chitti
- 9 Paxton Silby
- 10 Jack O'Brien
- 11 Luke Fumpson
- 12 Seth Henderson
- 13 Cormack O'Brien

13 Girls

- 1 Emily Seidl
- 2 Lauren Aspinall
- 3 Courtney Aspinall
- 4 Hannah Salter
- 5 Lauren McInerney
- 6 Alex Haydon
- 7 Anna Wiblin
- 8 Sarah Thomson
- 9 Cherie Surman



2011 South Adelaide Junior Tournament Winners

National Senior Rankings

May 2011

MEN			WOMEN		
1	David Palmer	NSW	1	Rachel Grinham	QLD
2	Cameron Pilley	NSW	2	Kasey Brown	NSW
3	Stewart Boswell	ACT	3	Donna Urquhart	NSW
4	Ryan Cuskelly	NSW	4	Lisa Camilleri	QLD
5	Aaron Frankcomb	TAS	5	Melody Francis	VIC
6	Zac Alexander	QLD	6	Sarah Cardwell	VIC
7	Matthew Karwalski	NSW	7	Samantha Davies	QLD
8	Michael Corren	SA	8	Amelia Pittock	VIC
9	Steven Finitis	QLD	9	Maggy Marshall	TAS
10	Scott Arnold	NSW	10	Tamika Saxby	NSW
11	Wade Johnstone	WA	11	Zoe Petrovsky	QLD
12	Rex Hedrick	VIC	12	Selena Shaikh	VIC
13	Nathan Stevenson	QLD	13	Bethany Brazier	QLD
14	Justin Beard	SA	14	Challen Stowell	QLD
15	Josh Cardwell	VIC	15	Grace McErvale	QLD
16	Jamie Mcervale	QLD	16	Jennifer Brown	NSW
17	Sunil Seth	QLD	17	Emily Stack-Masula	QLD
18	Ben Werchon	SA	18	Jessica Turnbull	QLD
19	Luke Sims	VIC	19	Christine Nunn	ACT
20	Luke Forster	QLD	20	Moana Gray	NSW



Justin Beard at the 2011 Millicent Open



Tetni Evans and Melody Francis during the 2011 Millicent Open

National Junior Rankings

May 2011

19 Boys			19 Girls		
1	Walter Koteka	WA	1	Tamika Saxby	NSW
2	Lachlan Johnston	QLD	2	Selena Shaikh	VIC
3	Wesley Cusick	NSW	3	Jennifer Brown	NSW
4	Josh Southwell-Nobb	ACT	4	Challen Stowell	QLD
5	Jake Davidson	WA	5	Alyssa McInerney	SA
6	Sam Fife	QLD	6	Iritana Gray	NSW
7	Luke Bunting	WA	7	Luka Stroop	WA
8	Christopher Badenhorst	NSW	8	Dijo Sexton	QLD
9	Andrew Wise	SA	9	Rachel Carey	NT
10	Darcy St John	VIC	10	Angela Sadler	QLD
11	Nathanial Mills	QLD	11	Sharmaine Mills	NT
12	Jason Barrett	QLD	12	Leanne-Marie Carr	QLD
13	Luc Rance	QLD	13	Jade Lee	TAS
14	Jack Somerville	QLD	14	Emily Stack-Masula	QLD
15	Derek Chan	NSW	15	Hannah Auld	NT
16	Lucas Norman	SA			

17 Boys			17 Girls		
1	Rhys Dowling	NT	1	Bethany Brazier	QLD
2	Matt Bridle	WA	2	Jessica Turnbull	QLD
3	David Fumpson	SA	3	Grace McErvale	QLD
4	Drew Cooper	WA	4	Nicole Stoneham	VIC
5	Trae Menzies	SA	5	Tiffany Loss	QLD
6	Tom Calvert	QLD	6	Moana Gray	NSW
7	Dayne Gruenthal	WA	7	Eloise O'Connor	WA
8	Ben Marshall	QLD	8	Natalie Newton	QLD
9	Michael Badenhorst	NSW	9	Lauren McCredie	ACT
10	John Peacey	QLD	10	Shari Fuller	NT
11	Brad Williams	NSW	11	Jasmin Burnard	SA
12	Karl Krauss	QLD	12	Nodoka Mazhar	NSW
13	Ben Somerville	QLD	13	Holly Barnes	ACT
14	Joshua Stack-Masula	QLD	14	Monica Paine	VIC
15	TJ Rarere	QLD	15	Jessica McLean	WA
16	Daniel Wright	ACT	16	Naomi Dobson	NT

15 Boys			15 Girls		
1	Rohan Toole	NSW	1	Kristin Nightingale	NSW
2	Jesse Keegan	NSW	2	Lakeesha Rarere	QLD
3	Nathan Youd	NSW	3	Stacey Cope	SA
4	Alex Eustace	QLD	4	Claudia McGarry	NSW
5	Tyas Williams	NT	5	Ellen Benaquista	NSW
6	Will Mountford-Jones	QLD	6	Rachael Gibson	NSW
7	Joseph White	NT	7	Kristi Wild	VIC
8	Jesse Harrison	NSW	8	Samantha Calvert	QLD
9	Cody Rediger	NSW	9	Aeron Skidmore	VIC
10	Jacob Oates	VIC	10	Bianca Burnard	SA
11	Jason Holmes	VIC	11	Erin Murphy	NSW
12	Brent Scheer	WA	12	Angela Agostinetto	SA
13	Darby Scoble	WA	13	Brenda-Lee Mather	QLD
14	Nicholas Greenland	NSW	14	Emily Turner	QLD
15	Will Bradshaw	NSW	15	Nat Wahid	WA
16	Aidan Parkes	ACT	16	Belle Reid	VIC

Pathways Report

TOURNAMENTS

- 3 Professional Men's and Women's tournaments.
- 9 Junior Tournaments (2 Age Events, 6 Skills Events, 1 Regional Event).

Professional Tournaments (PSA & WISPA)

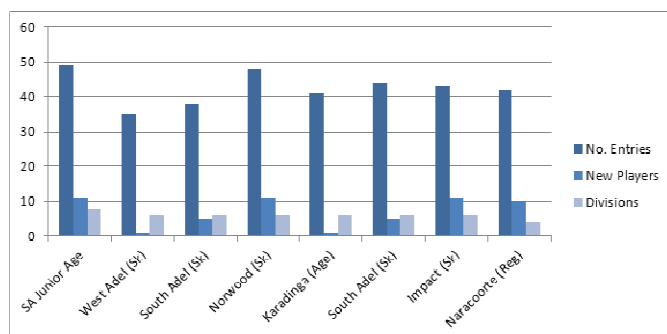
- Chateau Tanunda SA Open
 - 150 spectators attended the Final's matches of the Chateau Tanunda SA Open held at Revive Fitness Centre.
 - 40 PSA entries and 19 WISPA entries.
- KCA Millicent Open 2010
 - 16 PSA entries.
- Millicent Open 2011
 - 39 PSA entries and 18 WISPA entries.

Results for all the above Tournaments on Page 13.

Junior Tournaments

- Average 44 entries, 48 entries 2011 Norwood Junior Skills.
- Introduced Prize Vouchers directing business to Squash SA affiliated centres.
- 42 Junior entries in the Naracoorte Junior Skills.

2010/11 Junior Tournament Statistics



Challenges

- Junior Tournament entries for Age Events are lower than Skills Events as there is a need to build participation across age groups to create more competition.
- Late entries to Junior Tournaments will be addressed through the introduction of an online tournament entry system.
- Standard of Refereeing at Junior Tournaments (player referees) is being jointly addressed by the SA Squash Referees Association and Squash SA.
- Low entries to Senior Tournaments. Squash SA continue to research the best format in order to increase participation.

Strategies to Address Challenges

- Development Officers will continue to manage and support Junior Tournaments and build participation base and player skill levels.
- Introduction of incentive program to introduce new players to Junior Tournaments.
- Referees Association will continue to work with Squash SA to deliver high quality refereeing at Junior Tournaments.
- Squash SA to deliver a new Senior Tournament format increasing entry numbers.

COACHING

- 13 participants attended Level 1 Coaching Courses.
- 7 coaches attended the AASC Community Coach Training Program.
- 7 coaches joined the Performance Pathway Coaching Pool.
- 27 Accredited Coaches (25 Level 1 Coaches and 3 Level 2 Coaches).
- Junior Club Program resource kit including uniforms and activity cards provided to schools and approved Squash SA Junior Club Coaches.



Challenges

- Establish Coaching Advisory Committee to develop Coaching Pathways Strategy.
- Build Coach numbers and retention.
- Establish a Coaches Professional Pathway.

Strategies to Address Challenges

- Introduce networking opportunities for new and existing interested coaches.
- Establish the Coaching Coordination Advisory Committee and deliver a 3 year coaching plan.
- Partner with schools to establish a teacher squash curriculum.
- Deliver Metropolitan and Regional Level 1 Courses.

SCHOOL PROGRAMS

- Delivered 34 school programs in Metropolitan Adelaide.
- Direct contact with over 3,000 students.
- Redirected focus from mass-participation school programs to targeted programs aimed at increasing conversion to clubs.
- Increased the number of participants in the High School Competition from 137 to 167.
- Established Focus School programs with Immanuel College and Prince Alfred College.



Challenges


- Conversions of school participants into long term squash players.
- Redirect School Programs to be Centre based rather than School based.
- Introducing Squash into the PE curriculum.
- Introducing a fee for service.
- Identifying a 'driver' at each school to promote squash as a regular sports activity.

Strategies to Address Challenges

- Establish SSSSA and SAPSASA single day tournaments.
- Increase the number of High School Competition participants from 167 to 200.
- Establish relationships with 3 new schools in each Development Officer Cluster Region.
- Continue to promote Squash SA Junior Club programs, tournaments and camps to all school participants.

PERFORMANCE PATHWAYS

- The Performance Pathways Model established:
 - Talented Athlete Funding Program
 - Emerging Athlete Funding Program
 - State Junior Development Squad



Talented Athlete Funding

- 2 athletes received funding.

Emerging Athlete Funding

- 4 athletes received funding.

State Junior Development Squad

- 34 Squad Members.
- 5 South Australian athletes in National Talent Squads, from which the Australian team is chosen for the World Junior Titles.
- 15 athletes competed at the 2011 National Junior Series.
- 13 athletes achieved Top 16 National Junior Rankings.



Coaching Team Leader James Rogers (far right), with members of the State Junior Development Squad

2010 Australian Junior Championships

- 4 runner up titles in the Individuals Event.
- 5th in the overall Teams event.
- 3rd in U19's.

Challenges

- Build awareness of the goals and objectives of the Performance Pathways Model.
- Availability of Coaches within the Coaches Pool to conduct training sessions.
- Availability of Coaches to conduct '1 on 1' training sessions with the State Junior Development Squad and Emerging Athletes Squad members.
- Greater level of commitment from athletes to attend training sessions.

Strategies to Address Challenges

- Trial a 6 month direct coaching and training program in exchange of direct funding to Emerging Athletes Squad members.
- Increase the number of minimum training requirements for State Junior Development Squad members.
- Coaching Pool to continue to work as a cohesive unit to benefit all athletes and share ideas.
- Continue to align the Performance Pathway Program with the National Performance Pathway to maximise opportunities for South Australian athletes.

JUNIOR CLUB PROGRAMS

- 9 venues hosted a Junior Club Program in 2010/11 on a weekly basis.
- More than 130 participants with an average attendance of 93 juniors across all programs.
- \$4,500 funding subsidy provided to Venues to support the Junior Club Programs.
- 12 Coaches provided with a Coach uniform and program resource kit.



Challenges

- Identifying coaches to run Junior Club Programs.
- Building numbers of Junior Club Programs.
- Keeping programs fun, relevant and cost effective.

Strategies to Address Challenges

- Create links from Junior Club Program to Squash SA membership.
- Establish Clubs from the Junior Club program.
- Introduce inter-club matches.
- Introduce Club Uniform for inter-club competitions and junior tournaments.
- Build links between Junior Club and Pennant Club.

JUNIOR CAMPS

- 35 Junior Players attended the 2011 Summer Camp held at Impact Health Club.
- Juniors tried out for the State Junior Development Squad.
- High level of positive feedback from parents and juniors.
- Support from Christies Beach Squash Club.



Juniors, Squash SA Development Staff and Volunteers at the 2011 Summer Camp.

Challenges

- Keeping costs down to encourage participation.
- Identifying Summer and Winter camp venues.

Strategies to Address Challenges

- Continue to host Summer Camps as try outs for the State Junior Development Squad.
- Establish a Winter Camp with a focus on coaching and fun.
- Continue to keep costs down to encourage participation.
- Host a camp in a Regional area.

John Cranwell
Pathways Manager

Des Panizza – Development Officer North
Andrew Edwards – Development Officer North (from June 2011)
James Rogers – Development Officer Central
Dani Rogers – Development Officer South

Member Services Report

- In 2010 Squash SA piloted a formal affiliation process which introduced 7 compliance components. 13 clubs/centres returned forms.
- In 2011, affiliation increased to 31 clubs/centres/schools completing affiliation forms and agreeing to the compliance components.
- Affiliation year changed from financial year to calendar year to align with Squash Australia's Public Liability Insurance Program
- 9 new Affiliated Centres including 2 council centres, 1 x YMCA and 1 x school.
- Facility Enhancement Grant information booklet and policy released to Affiliation Members.
- Introduction of Affiliated Member branding to all Affiliated Centres.
- Introduction of online event entry software.
- The release of Squash SA "strengthen, sustain, succeed" promotional brochure supporting a new era and the 2010-2013 Strategic Plan.
- Squash SA moved to new premises at 440 Goodwood Road, Cumberland Park. New premises provide members and committees with a meeting room and access to IT. Street frontage exposure.
- Get Moving Play Squash banners provided to members for external signage.

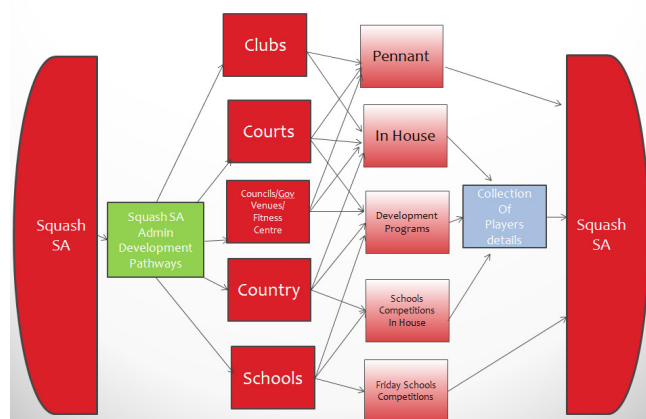
Facility Enhancement Grant Funding 2010/2011

Squash SA Club/Centre	Project	Funding
Adelaide Malibu	Upgrade courts, staircase and foyer	\$7,840
Naracoorte	Replace timber squash court flooring	\$10,000
Norwood	Upgrade reception area, courts and lighting	\$10,000
Somerton	Replace roof sheeting & heat extractors	\$7,139
West Adelaide	Upgrade reception areas and courts	\$10,000



Somerton Squash replacing roof sheeting 2010/2011
FEG Funded Project

- Squash Court Paint supplied at cost price to affiliated centres.



Challenges

- Introducing online membership / pennant, social and in-house registration.
- Establishing relationships with and partnering with existing in-house competitions.
- Branding of Centres.
- Quality Assurance standard.
- Targeted Facility Enhancement Projects that build participation.

Strategies to Address Challenges

- Professional Development tour for centre and club operators.
- Communication seminars with centre/club/schools.



Norwood Squash Centre's refurbished reception area
2010/2011 FEG Funded Project

Country Coordination Report

On 1 March 2011, Grant Norman was appointed to the newly created position of Country Coordinator.

During the past 4 months, the following has been achieved:

- A comprehensive database of all things country has been compiled.
- Regular correspondence with all clubs has commenced.
- The number of affiliated clubs has increased from 7 to 10 clubs.
- The number of clubs utilising the Matrix has increased from 1 to 5 clubs.
- The number of players registered with Squash SA has increased from 100 to 300 players.

The plan for the next 12 months is to:

- Increase the number of affiliated clubs from 10 to 12 clubs.
- Increase the number of clubs utilising the Matrix from 5 to 9 clubs.
- Increase the number of players registered with SA from 300 to 450 players.
- Increase the number of accredited country coaches from 3 to 6 coaches.
- Increase the number of junior development programs from 3 to 5 programs.
- Support the hosting of 4 junior tournaments compared to 1 last year.

Grant Norman
Country Coordinator



2011 Millicent Open Finalists and Officials

Junior Coordination Advisory Committee Report

The Committee was formed in July 2010 with 5 members (subsequently increased to 6) and met on 5 occasions during the year.

The activities of the Committee during the past 12 months included:

- Introducing a State Junior Ranking policy.
- Reviewing 4 Squash SA policies relating to juniors and recommending changes.
- Discontinuing the SA Juniors matrix and incorporating all junior results into the SA matrix and then introducing a separate juniors listing within the SA matrix.
- Providing the Board, Pathways Manager and Development Officers with advice, support and recommendations in relation to the:
 - Performance Pathway Model.
 - Junior tournament calendar and procedures.
 - State Junior Team.
 - State Junior Rankings.
 - Australian Junior Championships.
 - National Junior Series.

The plan for the next 12 months is to continue to provide a sounding board for the Squash SA staff in all matters relating to junior squash.

Grant Norman
Junior Coordination Advisory Committee Chair



Juniors and families at South Adelaide Junior Skills 2011

SA Squash Referees Association Report

Once again the referees of SA have been busy covering the 2010 Spring and 2011 Autumn State Finals; both Men's and Women's. Many thanks to Peter Norman, Judy Feltrin, Raice Tapp, Brian Richards, Liam Johnston and Marty Pullen.

The Juniors also have kept our people busy with local tournaments in February, March, April, May and July. Well done Brian, Raice, and Judy.

On the tournament side, I travelled to Millicent to join Chris Sinclair (WSF Referee) and John Small (National Referee Manager) for the Millicent Open, a PSA event that attracts many overseas competitors. This event has been organised by Mike Corren, who along with Ben Werchon stayed on to coach the local juniors.

From Millicent we travelled back to Adelaide for the SA Open, this year held at the Revive Fitness Centre. Nicholas Norman joined us from Whyalla. Although the Centre hasn't been used for years the main court, again showcased our sport to the best, unfortunately not all the competitors followed suit. The celebrity match featuring Rodney Eyles and Andrew Jarman, this provided much publicity and was well received by players and spectators alike. During these events I was successfully assessed as a National referee.

Des Panizza and myself provided Gawler Squash Club players with a rules presentation that was well received and hopefully provided them with more information to help with their refereeing and marking. Any club can organise a rules night for their club. Contact either Judy or myself to arrange on a suitable night in your clubrooms.

Peter Norman once again has done an outstanding job organising the Player Referee Accreditation nights for the pennant players and along with Raice, Marty, Brian, Judy and myself presented these at West Adelaide, INEA YMCA and South Adelaide, more have been programmed for the future.

Congratulations also to Manfred Lang and Marty Pullen successfully passing their referees exam, we can certainly use their experience in our ranks.

Yours in sport

Grant Donovan

President SA Squash Referees Association

Tournament Results

2010 SA Junior Age Championships Somerton Squash Centre, 3-4 July 2010

Event	Winner	Runner Up
Boys		
Boys 19 YAG	Cameron Deehan	Ben Werchon
Boys 17 YAG	Trae Menzies	Josh Seidl
Boys 15 YAG	David Fumpson	Dion Bandiera (NT)
Boys 13 YAG	Joe White (NT)	William Pearson

Girls

Round Robin Events

Girls 17/19 YAG	Shari Fuller (NT)	Alyssa McInerney
Girls 15 YAG	Jasmin Burnard	Stacey Cope
Girls 13 YAG	Stacey Cope	Bianca Burnard

2010 Kimberly Clarke Millicent Open Millicent Squash Centre, 17-19 September 2010

Mens

Mike Corren (AUS) def Nathan Stevenson (AUS)
11-7, 11-4, 11-9

2011 Kimberly Clarke Millicent Open Millicent Squash Centre, 10-12 June 2011

Mens

Mike Corren (AUS) def Rex Hendriks (AUS)
11-7, 11-8, 11-5

Womens

Melody Francis (AUS) def Tesni Evans (WAL)
13-11, 11-7, 11-7

2011 Chateau Tanunda SA Open Revive Fitness Centre, 15-19 June 2011

Mens

Kashif Shuja (NZ) def Mike Corren (AUS)
11-7, 4-11, 13-15, 11-5, 12-10

Womens

Melody Francis (AUS) def Amanda Landers-Murphy (NZ)
5-11, 11-9, 11-5, 15-13



2011 SA Open Winners
Melody Francis, Kashif Shuja

Marketing Advisory Committee Report

The Marketing Advisory Committee was formed in 2010 with 4 members, and met on 6 occasions. The Marketing Committee's focus during 2010/11 has been on marketing squash and racquetball as modern, exciting and energetic sports – for all levels of participation from beginners through to professional athletes. With support from Squash SA staff, relationships with complementary industry bodies, media and squash facility owners have been enhanced, resulting in increased support and sponsorships. New branding for squash, racquetball and Racquets SA reflect this new approach.

Squash Week provided a highly successful 'launch' for a more active and targeted marketing strategy. It aimed to connect with the community at a variety of levels, and corporate and media partnerships supported new communication strategies. Significant new media coverage included drive time promotion on Triple M with Chris Dittmar and Andrew Jarman, specific publicity on more than 14 squash-focused web sites, and live-time updates on the Squash SA web page.

Locally, a club sponsorship strategy saw 24,000 promotional brochures distributed in affiliated club's local areas. This was supported by the 'Get Moving, Play Squash' banners strategically placed around Adelaide. The impact will be monitored to improve and refine our strategies for local promotion. Activities in Rundle Mall with the inflatable courts drew a great deal of attention with school kids participation and hand-outs of promotional materials along with Wii and TV coverage.



Inflatable courts in Rundle Mall to celebrate Squash Week 2011

The Millicent and South Australian Open tournaments attracted National and International Professional players and provided a pathway for local developing players to begin to move to the next level. Held in the upgraded exhibition court at Revive, player and spectator response was very positive.

I just wanted to thank all of you for your efforts in making the SA Open the best edition for many a year, certainly the best I have ever competed in... all the best and keep up the good work, onwards and upwards! (Mike Corren, Runner-up, SA Open – pictured on the right in the final of the SA Open against Kashif Shuja).



The Gala Dinner was graced with more than 180 people 'dressed to impress' and they enjoyed a blend of conversation, dance, celebrity interviews and a wonderful 'serenade' by the Squash SA Development Officers!

Overall, an outstanding success: *Thank you to Squash SA, I've had a wonderful time and the Gala Dinner last night was awesome!* (Melody Francis, Winner, SA Open – pictured below right with fellow WISPA players)



Cheryl Johnstone
Marketing Advisory Committee Chair
Nicole Boyd
Marketing Manager

2011 'Get Moving. Play Squash' Squash Week Marketing Campaign



GET MOVING. PLAY SQUASH

www.squashweek.com.au

MILLICENT OPEN
Millicent 10 - 12 June

INFLATABLE SQUASH COURTS
Rundle Mall, 15 June, 11am - 3pm

SA OPEN
Revive Fitness Centre, Plympton, 15 - 19 June

GALA DINNER
Grand Chancellor, 18 June, 7pm

SA OPEN FINALS AND CELEBRITY CHALLENGE
Revive Fitness Centre, Plympton 19 June, 1pm - 4pm

SQUASH WEEK, 2011

SQUASH SA. **RACQUETBALL** **be active.**



2011 Chateau Tanunda SA Open and Squash Gala Dinner



Pennant Committee Report

First and foremost, the Pennant Committee would like to thank Alissa Proctor for her service to the Pennant Committee. Alissa took on the role while also working on the Board and other Committees, yet even at her busiest always provided valuable insight and a very level-headed approach to decision making. Her presence on the Committee will be missed.

We would also like to give our utmost thanks to Tanya Virgens. Tanya's role is a very difficult one and the Committee's job is made infinitely easier by her tireless work ethic, her understanding of the by-laws and her ability to succinctly summarise issues for the Committee. Without such excellent assistance, it would be a very difficult job indeed, and we look forward to continuing this positive working relationship into the future.

Over the last year, the Pennant Committee has been satisfied with the number of teams in the Pennant Competition remaining steady at around 100. Most pleasing to the Committee has been the establishment of 'entry level' Division 4 competitions on both Monday and Tuesday nights, with brand new teams able to come in from a social background and be competitive within those Grades.

Challenges

The Committee remains concerned by the lack of new, younger players coming into the Pennant competition, as we understand the importance of renewal given our aging player base, but we have tremendous faith in the ability of the Development Officers to bring new players into the game.

Strategies to Address Challenges

The Committee was very pleased to establish a Northern Division 3 on Wednesdays this season. A long term goal is to be able to split all Divisions by location, ideally North, Central and South, as most feedback received from players is that away games at opposite ends of the city are not preferred.

The Committee hopes to seek out ways to revitalize and rejuvenate the Women's game, as numbers have fallen in recent years. We will work together with the Women's Committee as we seek to increase numbers and improve the current structure.

The Committee was very pleased to see a much more competitive Premier League competition in the 2011 Autumn Pennant. Restrictions on team composition – barring persons with a matrix below 210 from playing – may seem harsh at first glance, but the most competitive season in a number of years is an early indication of such measures being successful. We will continue to review


the Premier League competition as we seek to make it an important long-term goal for budding new Squash players.

A final word – the Pennant Committee is always after feedback. Almost all of the actions we take have a genesis in a suggestion made, either formally or informally, by a player or players, to a member of the Committee. While our major role is to run the competition and enforce the by-laws, we have a duty to look after every individual who elects to play Pennant. If you have any thoughts, feedback or criticisms, contact Squash SA, who will in turn contact us. The more we hear from players, the better educated our actions are.

Best regards, and happy squashing.


Will Gray
Pennant Registrar
for the Pennant Committee

2010 Spring Premiers
Tuesday Div 2 Next
Generation Silver



2010 Spring Premiers
Tuesday Div 2 North
Women Norwood

2011 Spring Premiers
State 3 Norwood Red



2011 Spring Premiers
Wednesday Div 2 Open
Somerton

2010/11 Pennant Competitions

2011 Premier League Best Player Awards

Men: Alex Ryan
Women: Stacey Cope



John Lee (Squash Australia President) and Mark Goldstone (President Squash SA)

Alex Ryan



Stacey Cope

2011 Autumn Coastview Escape Best and Fairest Player

Men: Ben Murphy
Women: Janine Bryan



John Lee (Squash Australia President), Janine Bryan and Mark Goldstone (President Squash SA)

2010 Spring Premiers

Complete Scaffold Open Next Generation

Jason Mudge
Scott Coombe
Alex Ryan
Steve Thornett

HandlesPLUS Women A-Team

Janine Bryan
Mel Williamson
Alissa Proctor
Leanda Altman
Cheryl Johnstone



2011 Autumn Premiers

Coastview Escape

PAOC White

Mike Corren
Nathaniel Wolff
Sam Page
Trae Menzies
Will Gray

HandlesPLUS Women

Birds of Tokyo

Kathryn Kirk
Jasmin Burnard
Stacey Cope
Naomi Burnard



HandlesPLUS Women Premiers – Birds of Tokyo

Adrian Bainbridge Memorial Shield

Awarded to the Minor Premiers of the Men's Premier League Autumn Pennant.

Next Generation:

Jason Mudge
Alex Ryan
Scott Coombe
Steve Thornett
Brendan Clover



Next Generation pictured with Adrian's sister Alicia Waters, and his mother Jan Lloyd who presented the Award.

Racquetball Report

The highlight for the year was confirmation that South Australia had been chosen to host the 2013 and 2014 Australian Racquetball Championships.

Expected to attract over 100 players, this will be the largest racquetball tournament held outside of Victoria and will be held at the new \$15.5m redeveloped centre at the Barossa Valley, The Rex. With over \$7,000 in prize money and trophies the event attracts the best racquetball and squash players from around the country with Cameron White and Sarah Fitzgerald winning it in 2011.

Another pleasing note was the number of new people playing the sport this year. While pennant numbers have remained fairly stable, we have seen 10-20 new players in the Thursday morning competition at Norwood, and the Wednesday night competition run at Karadinga.

Last year saw the introduction of the inaugural National Racquetball Circuit, a joint initiative between SA, Victoria and Tasmania to help promote interstate participation at the state tournaments. It has already proved successful with an increase in the number of Victorian, NSW and even Queensland players in our State Championships in March and many of our players competed in tournaments in Victoria.

We also hope to see many interstate players participating in the 2011 Australian Masters Games in Adelaide, during 15th and 16th of October.

With the support of Squash SA, we hope the new facility in the Barossa will assist in us growing the game of racquetball in the area, and we will continue to focus on introducing racquetball to younger players as part of our schools programs.

Sam Abishara

On behalf of the Racquetball Sub-Committee

2011 State Racquetball Championships

A record number of 54 entrants participated in this year's Racquetball Championships including 12 from interstate. This is the second year since the National Racquetball Circuit began and it's great to see an increasing number of interstate players entering the tournaments.

Karadinga Sports Club were again the host and major sponsor for the tournament and a big thank you should go to Annie and everyone else at Karadinga who provided refreshments during the two days and helped make the event run very smoothly.

The main event saw a mixture of pennant racquetballers, squash players and interstate talent in a very competitive field with Jason Mudge defending his title from 2010. Reaching the Men's Open Final against Jason was two-time champion Darren O'Donnell from Victoria. Despite the score line (21/8, 21/7) the match was keenly contested with many long rallies.

Players from Karadinga Sports Club dominated the other grades, and in the doubles events, it was great to see some of the younger squash players have some success with Will and Trae winning the A Grade Doubles, and Toby and Alma teaming up to win the Mixed Graded Doubles.

Event	Winner Runner Up
Open Singles	Jason Mudge Darren O'Donnell (Vic)
A Grade	Anton Marshall Sam Abishara
B Grade	Joe Alvaro Jason Hawkins (Vic)
C Grade	Darren Cossens John Holland
D Grade	Steve Broughton Matthew Costello
Open Doubles	Anton Marshall & John Trevaskis Darren O'Donnell (Vic) & Greg Davis (Vic)
A Grade Doubles	Will Gray & Trae Menzies Toby Clark & Mark Friend
B Grade Doubles	Garry Thomas & Kevin Rogers Cory Richardson & Matthew Costello
Women's Doubles	Karin Gaard & Jan Johns Helen Collins (Vic) & Joy Nunn (Vic)
Mixed Open Doubles	Darren O'Donnell (Vic) & Joy Nunn (Vic) Anton Marshall & Karin Gaard
Mixed Graded Doubles	Toby Clark & Alma Kushartanti Greg Davis (Vic) & Helen Collins (Vic)

Racquets SA Report

Challenges

2010/11 proved to be a challenging year for Racquets SA. Both the economic climate and increased pressure for tighter Federal regulation of the gaming industry created broad uncertainty throughout the Hospitality industry. However, allowing for the fact that the net return percentage for Gaming was unexpectedly low, the Club reached its budget targets.

Strategies to Address Challenges

The focus for the future of Racquets SA remains firmly on capacity building to fully utilise the facilities. To this end, the major achievement for the past year was the completion of our new 70 space, off-street car park.

Racquets SA remain committed to improving the services and facilities offered to our members, and in accordance, a staged refurbishment to the interior of the venue is in planning to include:

- Tub chairs and coffee tables to complement the gaming room and function bar.
- Upgrade of bistro furniture and general decor.
- Replacement of bar counter top.
- Sports bar furnishings.
- Re-use of meeting room.



New 70 Space Car Park

Summary

As always, Racquets SA could not operate as successfully without the efforts of our dedicated team. Assistant Manager Mandy Gebhardt, Talan Wade, John Skinner, Leah Bahlij, Tamara Lamont and Katia Delsar are to be commended for their efforts. Their professionalism and commitment to customer satisfaction has ensured our regular patrons and members continue to support Racquets SA.

The Bistro continues to operate successfully. Kym and Nathan Leak with their team consisting of Cindy Treloar, Lyndon Paech, Jon Baptist, Steve Plummer (Chefs), Katia

Delsar, Kathy Paech, Talan Wade (Waiting Staff), continue to provide high quality meals and service.

Maree Fletcher and the Eight Ball Committee continue to successfully operate 5 teams out of the venue. With consistent, successful fundraising efforts, the Eight Ball Club is in the process of purchasing two tables of their own (with the assistance of an interest free loan from Racquets SA), removing the previous lease expense.

My continued appreciation goes to Clubs SA and ClubSafe. Their on-going advice, assistance and support ensure Racquets SA remain compliant with the ever changing legislative requirements imposed on our industry.

I would also like to thank the General Manager, Phil Sinnott and the Board of Directors and Finance and Risk Advisory Committee for their support and guidance.

Last, and certainly not least, I would like to take this opportunity to thank our loyal patrons for their continued support.

Damien Hill
Club Manager



Racquets SA Staff



Racquets SA supports and promotes Responsible Gambling.

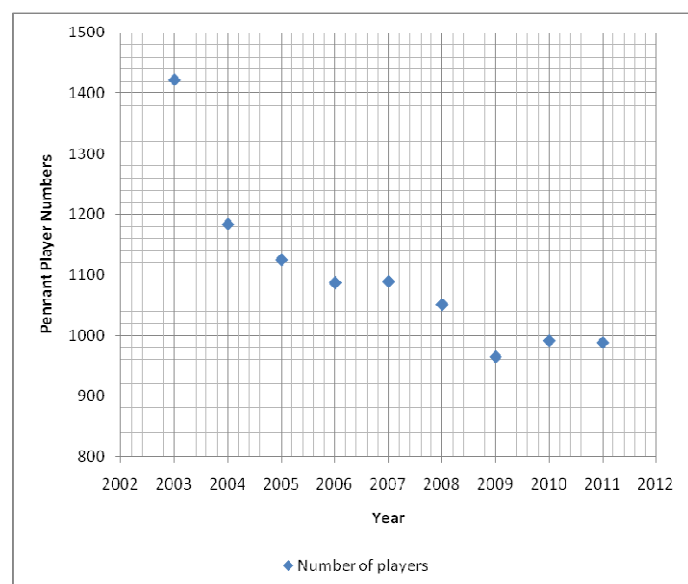
*Think of the people that need your support
Gamble Responsibly*

Finance and Risk Advisory Committee Report

Since 2002 pennant numbers have been declining at an average rate of 76 players per year. This is clearly not a sustainable position for the sport and so 12 months ago the Board embarked on a 3 year strategy whereby it has increased staffing capacity and provided additional resources with the objective of turning the sport around.

The decision to engage new Staff and Development Officers was not taken lightly and for the 2011 financial year the net cost amounted to \$160,000.

The results of this 'investment' speak volumes as 1 year into the program we have seen the historical erosion of 76 pennant players per year stop. The key challenge for the Development Officers, Board, and Committees is to ensure that all efforts are made to increase player participation.



Challenges

Key to the Development Officers responsibilities is to increase junior participation in Squash SA events which has seen a marked increase over the past 12 months. This will be key to the long term sustainability of the sport.

Financial Challenges Include

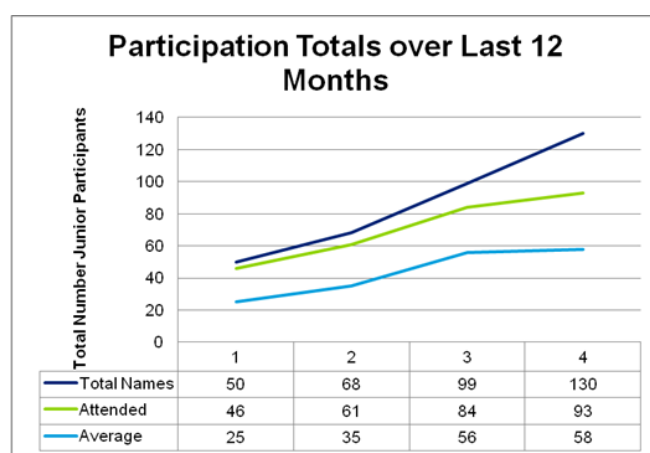
- To address the risk of poker machine reforms eroding profits the Finance Committee are actively looking to diversify Squash SA's revenue streams.
- The glass court is currently not being used and is incurring approximately \$4,000/year insurance costs. We are actively looking to dispose of this court and there is a strong risk that we will not realise the recorded value of \$75,000.

- Restrictions on Government funding due to the poker machine income.
- Increased staff numbers meant that we needed to move out of South Adelaide thereby incurring rent.

Strategies to Address Challenges

To enable Squash SA to afford Development Officers and related expenses, key strategies have been put in place to:

- Ensure cost controls are in place and only essential value add spend is being incurred.
- Stretch targets are in place for all areas of Squash SA and Racquets SA.



Above chart shows Participation in Junior Club Programs, over the 4 terms of the year.

The Finance and Risk Advisory Committee has

- Established a strong Finance Committee with diverse experience and credentials.
- Successfully funded the car park.
- Funding is in place for The Rex at the Barossa Valley.

Philip Teale
Finance and Risk Advisory Committee Chair

Finance Report

Racquets SA experienced a further downturn in Gaming Surplus of \$57,000. This trend (down \$140,000 the previous year) is of concern and with the current economic situation is likely to continue. With the demolition of the Brookman and Paul Street properties, there was a reduction of \$14,000 in Net Property Income. Other Sundry Income increased by \$11,000. Administrative Expenses increased by \$56,000 due mainly to Rates and Taxes (\$25,000) and Borrowing Costs (\$29,000) associated with the new car park. The Association is now incurring Payroll Tax (\$13,500) due to our increased payroll.

The Net Racquets SA Operating Profit dropped from \$724,000 to \$620,000 down \$104,000. Contributions to Squash SA increased by \$330,000 to \$750,000.

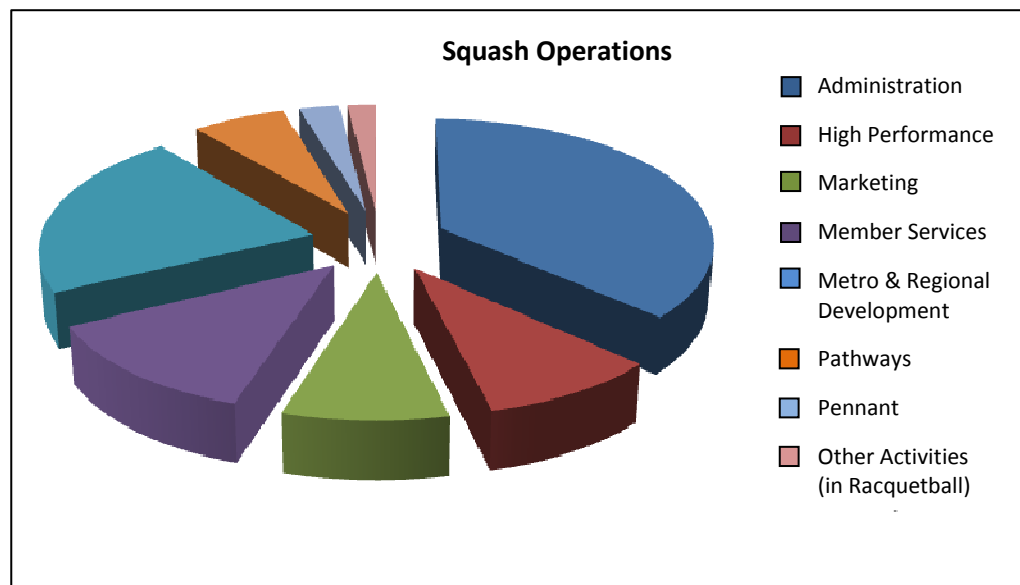
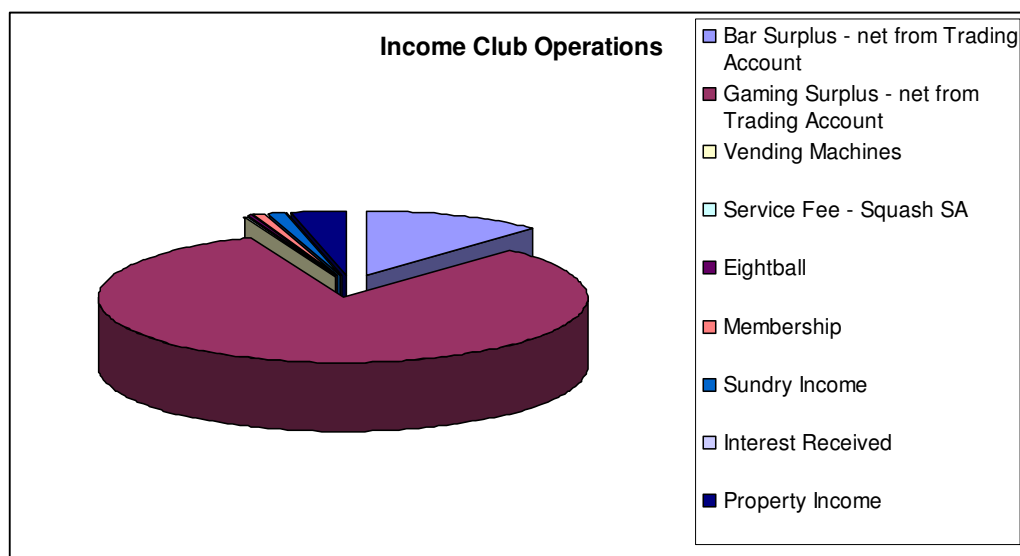
Squash Administration Expenses increased by \$66,000 due mainly to Wages (\$27,000), Meeting Expenses (\$6,000) and Rent (\$10,000).

Additional expenses were incurred in Marketing (\$57,000), Member Services (\$87,000), Metro and Regional Development (\$123,000) as well as the Pathways Portfolio (\$36,000). Other Activities reduced by \$14,000 due mainly to the absence of an Australian Open.

Net Squash Costs increased from \$375,000 to \$738,000 – up \$363,000.

Unfortunately this has resulted in a reduction in Members Equity (down \$227,000) which includes the re-evaluation of the Glass Court down by \$141,685 to \$75,000.

Bryan Ploenges
Finance Officer



Squash Rackets Association of S.A. Inc.

**Racquets SA
Bar Trading Account**

For Period 1st July 2010 to 30th June 2011

2009/2010

2010/2011

INCOME

393,133

Sales

360,995

103,410

Less Cost of Goods Sold

74,175

289,723

Gross Profit

286,820

EXPENDITURE

6,555

Bar Snacks

6,191

13,809

Cleaning Costs

14,007

2,315

Ice & Bar Gas

1,787

1,872

Insurance

2,083

11,918

Light & Power

13,019

1,094

Miscellaneous Equipment

1,170

4,099

Repairs & Maintenance

3,466

1,202

Spillage

2,646

9,582

Sundry Expenses

2,555

108,123

Superannuation

8,865

3,200

Wages

98,858

3,023

166,792

Workcover

3,151

157,798

122,931

Bar Surplus

129,022

Squash Rackets Association of S.A. Inc.

**Racquets SA
Kitchen Trading Account**

For Period 1st July 2010 to 30th June 2011

2009/2010

2010/2011

EXPENDITURE

8,298	Cleaning	8,229
1,852	Consumables	1,196
5,951	Gas	5,890
1,386	Insurance	1,512
7,961	Kitchen Subsidy	5,769
7,945	Light & Power	8,179
5,048	Repairs & Maintenance	2,755
3,574	Sundry Expenses	2,872
2,380	Trade Waste	2,033

-44,395

Kitchen Deficit

-38,435

Squash Rackets Association of S.A. Inc.

**Racquets SA
Gaming Trading Account**

For Period 1st July 2010 to 30th June 2011

2009/2010

2010/2011

INCOME

2,322,846	Sales	2,120,317
-722,734	LESS Gaming Tax - State	-632,842
-210,997	LESS Gaming Tax - Federal	-192,941
<u>1,389,115</u>	Gaming Net Profit	<u>1,294,534</u>

EXPENDITURE

184,786	Advertising & Promotions	155,671
940	Bank Fees	981
5,869	Cleaning Costs	5,865
2,017	Computer Costs	2,078
80,765	Depreciation	74,198
3,255	Game Changes	4,948
5,390	Insurance	6,077
19,864	Light & Power	21,698
0	Marketing	2,830
23,716	Monitoring	23,296
20,105	Repairs & Maintenance	19,558
9,430	Security	8,340
5,370	Staff Bonuses	0
5,503	Sundry Expenses	1,833
15,132	Superannuation	15,229
166,808	Wages	169,259
5,400	Workcover	4,596
<u>554,350</u>		<u>516,457</u>
<u>834,765</u>	Gaming Surplus	<u>778,077</u>

Squash Rackets Association of S.A. Inc.

**Racquets SA
Profit & Loss Account**

For Period 1st July 2010 to 30th June 2011

2009/2010

2010/2011

INCOME

122,931	Bar Surplus - net from Trading Account	129,022
-44,395	Kitchen Deficit - net from Trading Account	-38,435
834,765	Gaming Surplus - net from Trading Account	778,077
	Plus other Racquets SA Income	
0	Coffee Machine Income	7,517
1,497	Eightball	0
465	Interest Received	1,076
10,073	Membership	8,073
36,375	Property Income	0
4,000	Service Fee - Squash SA	4,000
10,298	Sundry Income	15,829
1,009	Vending Machines	936

977,018

Total Income

906,095

EXPENDITURE

4,558	Audit	4,624
2,205	Bank Fees	2,324
0	Borrowing Costs	29,051
1,430	Cleaning	1,300
0	Coffee Machine Expenses	7,336
924	Computer Expenses	1,583
4,000	Consultancy	1,875
30,917	Depreciation	30,683
5,913	Eightball Expenses	2,856
7,315	Insurance	9,846
5,000	Long Service Leave	5,000
0	Payroll Tax	5,601
2,690	Postage Printing Stationery	1,921
22,728	Property Expenses	0
7,110	Rates & Taxes	32,074
20,275	Repairs & Maintenance	21,098
53,000	Sponsorships - Squash	25,000
0	Sponsorships - Other	2,955
2,905	Staff Bonuses	0
3,909	Subscriptions	5,016
6,225	Sundry Expenses	8,084
4,689	Superannuation	5,210
6,516	Telephone Expenses	7,053
2,500	Theft	15,286
56,292	Wages	57,842
1,132	Workcover	1,799

Racquets SA Ctd.....

<u>252,233</u>	Total other Racquets SA Expenses	<u>285,417</u>
724,785	Racquets SA Operating Profit	620,678
<u>420,000</u>	Less Contributions to Squash SA	<u>750,000</u>
<u>304,785</u>	Net Result	<u>-129,322</u>

Squash Rackets Association of S.A. Inc.

Squash Administration

For Period 1st July 2010 to 30th June 2011

2009/2010		2010/2011
	INCOME	
1,977	Affiliations	0
4,000	Glass Court Hire	14,000
3,294	Other Sponsorship	0
4,681	Sundry Income	6,090
2,500	Trainee Subsidy	0
<hr/>		<hr/>
16,452	Administration Income	20,090
	EXPENDITURE	
530	Advertising	600
0	Cleaning	1,905
4,400	Computer Expense	8,261
12,640	Consultancy	4,312
33,302	Depreciation	31,403
0	Fringe Benefits	1,279
12,227	Insurance	12,901
3,873	Light & Power	1,205
5,000	Long Service Leave	5,000
8,228	Meeting Expenses	14,821
11,136	National Affiliation Fees	11,300
1,296	Payroll Tax	7,938
14,992	Printing Postage Stationery	20,919
0	Relocation Expenses	3,725
0	Rent	10,000
2,742	Repairs & Maintenance	3,455
4,000	Service Fee to Racquets SA	4,000
0	Staff Bonuses	2,138
5,828	Staff Recruitment	0
844	Subscriptions	1,090
9,416	Sundry Expenses	6,623
6,705	Superannuation	9,202
5,895	Telephone	8,914
0	Training	5,127
0	Travel	5,166
634	Uniforms	2,483
3,040	Volunteer Expenses	4,306
77,519	Wages	102,832
1,328	Workcover	1,654
<hr/>		<hr/>
225,575	Administration Expenses	292,559
<hr/>		<hr/>
<u>-209,123</u>	Net Result	<u>-272,469</u>

Squash Rackets Association Of S.A. Inc.

High Performance Squad

For Period 1st July 2010 to 30th June 2011

2009/2010		2010/2011
INCOME		
13,133	Fundraising	464
5,000	Grants	5,040
1,690	Other Income	1,936
11,091	Squad Fees	5,455
<hr/>		<hr/>
30,914	High Performance Income	12,895
EXPENDITURE		
1,656	Clothing & Equipment	73
2,411	Country Development	561
2,209	Court Costs	1,462
0	Emerging Athlete Fund	3,636
18,439	Fundraising Offset	1,857
1,915	Other Expenses	7,117
0	State Development Coaching	18,255
4,774	Superannuation	1,991
0	Talented Fund	4,921
6,160	Training Squad	8,910
1,855	Travel Expenses	0
53,045	Wages	33,349
550	Workcover	0
<hr/>		<hr/>
93,014	High Performance Expenses	82,132
<hr/>		<hr/>
<u><u>-62,100</u></u>	Net Result	<u><u>-69,237</u></u>

Squash Rackets Association of S.A. Inc.

Marketing

For Period 1st July 2010 to 30th June 2011

2009/2010		2010/2011
	INCOME	
0	Functions	6,936
<hr/> 0	Marketing Income	<hr/> 6,936
	EXPENDITURE	
0	Advertising	2,050
0	Coordinators Fees	6,459
0	Functions	13,011
0	Promotions	20,221
0	Other Expenses	574
5,770	Wages	25,696
519	Superannuation	2,313
0	Workcover	290
<hr/> 6,289	Marketing Expenses	<hr/> 70,614
<hr/> <u>-6,289</u>	Net Result	<hr/> <u>-63,678</u>

Squash Rackets Association of S.A. Inc.

Member Services

For Period 1st July 2010 to 30th June 2011

2009/2010		2010/2011
	INCOME	
0	Affiliations	655
0	Club Insurance	918
0	Step Funding	1,926
<hr/> 0	Member Services Income	<hr/> 3,499
	EXPENDITURE	
0	Facilities Grant	40,244
151	Other Expenses	1,902
0	Staff Bonuses	4,850
519	Superannuation	4,081
5,769	Wages	45,344
0	Workcover	490
<hr/> 6,439	Member Services Expenses	<hr/> 96,911
<hr/> <u>-6,439</u>	Net Result	<hr/> <u>-93,412</u>

Squash Rackets Association of S.A. Inc.

Metro and Regional Development

For Period 1st July 2010 to 30th June 2011

2009/2010		2010/2011
	INCOME	
0	Bullseye	1,538
2,654	Equipment Sales	220
32,456	Grants/Sponsorship	1,615
579	Other Income	44
3,401	Services Provided	3,043
<hr/>		<hr/>
39,090	Metro and Regional Development Income	6,460
	EXPENDITURE	
3,360	Coaching	3,447
0	Coordinator - Regional	14,000
4,962	Equipment	3,033
4,431	In Schools Program	0
0	Long Service Leave	3,254
3,799	Other Expenses	1,506
0	Staff Bonuses	9,500
4,319	Superannuation	12,049
0	Telephone	930
2,298	Travel Expenses	6,502
52,883	Wages	111,133
550	Workcover	1,190
<hr/>		<hr/>
76,602	Metro and Regional Development Expenses	166,544
<hr/>		<hr/>
<u>-37,512</u>	Net Result	<u>-160,084</u>

Squash Rackets Association of S.A. Inc.

Pathways

For Period 1st July 2010 to 30th June 2011

2009/2010		2010/2011
	INCOME	
0	Bullseye	545
0	Coaches Courses	1,218
0	Equipment Sale	2,118
0	Step Funding	30,000
0	Sundry	601
<hr/> 0	Pathways Income	<hr/> 34,482
	EXPENDITURE	
0	Country Development	1,119
0	Equipment	2,631
0	Junior Coaching	1,337
109	Other Expenses	2,362
0	Staff Bonuses	5,520
727	Superannuation	5,400
190	Travel Expenses	1,527
8,077	Wages	60,000
0	Workcover	580
<hr/> 9,103	Pathways Expenses	<hr/> 80,476
<hr/> <u><u>-9,103</u></u>	Net Result	<hr/> <u><u>-45,994</u></u>

Squash Rackets Association of S.A. Inc.

Pennant

For Period 1st July 2010 to 30th June 2011

2009/2010

2010/2011

INCOME

34,315	Nomination Fees	36,609
2,954	Premier League	3,814
2,000	Sponsorship	2,800
341	Sundry	0

39,610

Pennant Income

43,223

EXPENDITURE

0	Computer Expenses	1,500
0	Coordinators Fees	6,340
500	Daytime Competition	1,023
6,811	Functions	1,936
10,273	Player Insurance	4,739
4,622	Premier League	1,358
0	Referees	1,182
0	Staff Bonuses	2,138
3,208	Sundry	3,024
1,776	Superannuation	2,025
2,650	Trophies	5,618
6,499	Venue Hire	6,682
22,289	Wages	25,254
200	Workcover	210

58,828

Pennant Expenses

63,029

-19,218

Net Result

-19,806

Squash Rackets Association of S.A. Inc.

Racquetball

For Period 1st July 2010 to 30th June 2011

2009/2010

2010/2011

INCOME

10,415	Grants & Sponsorship
473	Nomination & Registration Fees

3,800
2,387

10,888

Racquetball Income

6,187

EXPENDITURE

4,914	Coordinators Fees
1,209	Equipment
279	Other Expenses
1,827	Tournaments

3,662
0
746
2,066

8,229

Racquetball Expenses

6,474

2,659

Net Result

-287

Other Activities

For Period 1st July 2010 to 30th June 2011

2009/2010

2010/2011

-1,049	Australian Junior Championships
-15,667	Australian Open
-2,925	National Junior Series
463	National Teams Event
-6,197	SA Open
852	School Competition
-3,175	Tournaments

974
0
-4,615
-930
-1,760
2,988
-10,286

-27,698

Net Result

-13,629

Squash Rackets Association of S.A. Inc.

Summary of Trading

For Period 1st July 2010 to 30th June 2011

2009/2010		2010/2011
-209,123	Administration	-272,469
-62,100	High Performance Squad	-69,237
-6,289	Marketing	-63,678
-6,439	Member Services	-93,412
-37,512	Metro and Regional Development	-160,084
-27,698	Other Activities	-13,629
-9,103	Pathways	-45,994
-19,218	Pennant	-19,806
2,659	Racquetball	-287
<hr/> -374,823	NET SQUASH COSTS	<hr/> -738,596
420,000	CONTRIBUTIONS FROM RACQUETS SA	750,000
<hr/> 45,177	TOTAL	<hr/> 11,404 <hr/>

Consolidated Account

For Period 1st July 2010 to 30th June 2011

2009/2010		2010/2011
304,785	Racquets SA	-129,322
45,177	Squash SA	11,404
0	Less Revaluation Glass Court	-141,685
<hr/> 349,962	Net Consolidated Result	<hr/> -259,603 <hr/>

Squash Rackets Association of S.A. Inc.

Balance Sheet

As at 30th June 2011

2010		2011
CURRENT ASSETS		
<u>460,522</u>	Current Assets	<u>402,658</u>
CURRENT LIABILITIES		
<u>161,593</u>	Current Liabilities	<u>158,349</u>
298,929	WORKING CAPITAL	244,309
FIXED ASSETS		
229,757	Glass Court	75,000
217,151	South Adelaide Squash Courts	217,151
1,963,572	Land & Building	2,296,037
37,264	Loan Squash SA	19,264
0	Loan Eight Ball Club	2,854
12,000	Loan Impact Health Club	10,000
23,200	Loan Whyalla Squash Club	20,200
636,377	Plant & Gaming Equipment	608,395
31,636	Motor Vehicle	24,573
<u>3,150,957</u>	Total Fixed Assets	<u>3,273,474</u>
NON CURRENT LIABILITIES		
320,833	South Adelaide Squash Centre Loan	289,236
37,264	Loan Racquets SA	14,764
8,135	ANZ Commercial Bill	358,135
<u>366,232</u>	Total Non Current Liabilities	<u>662,135</u>
<u><u>3,083,654</u></u>		<u><u>2,855,648</u></u>
MEMBERS FUNDS		
2,704,828	Members Funds Prior Year	3,083,654
349,962	Add Surplus from Operations	-259,603
29,166	South Adelaide-Reduction in Liability	31,597
-302	Prior GST adjustment 2009	0
<u><u>3,083,654</u></u>		<u><u>2,855,648</u></u>


Board of Directors' Statement

We declare that the statements of accounts for the financial period ending 30th June 2011 reflect, to the best of our knowledge and belief an accurate record of the operations of the Association for that period.

These statements are prepared to fulfil our obligations under the constitution of the Association and the requirements under the *Associations Incorporations Act 1985*.

More detailed explanations on the Financial Performance and Position for the year ended are noted in the Finance Advisory Committee's report.

The Association will be able to meet debts as they fall due.



for Board of Directors

2/9/2011



Chief Accounting Officer

2/9/2011

Auditor's Statement

I have audited the Statements of Financial Performance (*viz*: Trading Accounts, Profit & Loss, Squash Programs and Summary Statements) for the financial year 1st July 2010 to 30th June 2011, and the Statement of Financial Position (Balance Sheet) for the Squash Rackets' Association of South Australia Incorporated for the financial year ended 30th June 2011.

The Associations' officers are responsible for preparing the financial reports (Statements) that comply with Accounting Standards and in accordance with the *Associations Incorporation Act 1985*.

This includes responsibility for the maintenance of adequate accounting records and internal controls.

The audit procedures assessed whether in all material aspects the Statements presented fairly in accordance to Accounting Standards. The procedures included testing, examination, discussion and analysis, and any other disclosures in the statement that were not directly derived from the full financial statements.

In my opinion the Association's Statement of Financial Performance and Statement of Financial Position presents a true and fair view of the Activities and Position of the Association for the period ending 30th June 2011.



Rod Shearing FIPA
Auditor

2/9/2011

RACQUETS SA

— BAR • BISTRO • GAMING —

“Supporting the sport of Squash”

1303 South Road, St Marys Ph. 8277 4922

*Your Community Club Facility established (1995)
By the Squash Rackets Association of SA Inc.*

Open 7 Days

Bar, Gaming, Dining Facilities

Available For:

Receptions, Birthdays, or that Special Function

40 Pokies

Bistro

Open Lunch Mon – Fri, Dinner Mon – Sat

A’La Carte Menu – Daily Specials

Very Affordable Wine List



Think of the people that need your support

Gamble Responsibly

Proud Sponsors and Partners



HANDLES**PLUS**



440 Goodwood Road
Cumberland Park SA 5041
T 08 8377 7476 F 08 8271 3846
www.squashsa.asn.au

ABN 21 339 545 083 / 002