

Name _____

Time to 5 Minutes

Essential Question How do you tell and show time to five minutes?



Measurement and Data—
2.MD.C.7


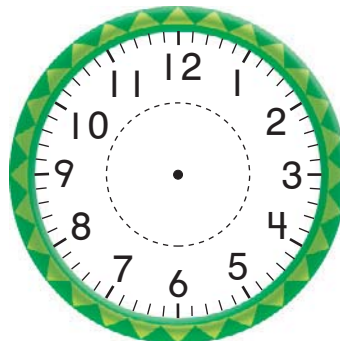
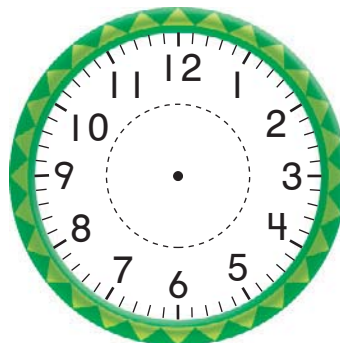
MATHEMATICAL PRACTICES

MP4, MP6, MP8

Listen and Draw



Draw the hour hand and the minute hand to show the time.



Math Talk


MATHEMATICAL PRACTICES 6

Describe where the minute hand points to show half past the hour.



FOR THE TEACHER • Read the following story and have children draw the hour and minute hands to show each time. Sofia goes to music at 10:30. She goes to the playground at 11:00. She eats lunch at 11:30. Show the times Sofia does these things.

Model and Draw



What does it mean
when the minute hand
points to the 7?
Count by fives until you
reach the 7.

Remember:
The minute hand
moves from one
number to the
next in 5 minutes.

The hour hand points between the 10 and
the 11. The minute hand points to the 7.

The time is 10:35.

There are 60
minutes in 1 **hour**.

Share and Show



Look at the clock hands. Write the time.

1.




2.



3.



4.



5.



6.



Name _____

On Your Own

Look at the clock hands. Write the time.

7.



8.



9.



10.



11.



12.



MATHEMATICAL PRACTICE



Use Models Look at the time.

Draw the minute hand to show the same time.

13.



14.



15.



Problem Solving • Applications

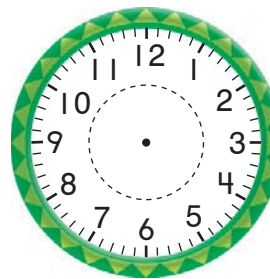


WRITE

Math

Draw the clock hands to show the time.
Then write the time.

16. **THINK SMARTER** My hour hand points between the 8 and the 9. In 35 minutes it will be the next hour. What time is it?



17. **GO DEEPER** Mr. Brady fixes broken computers. Look at the start and finish times for his work on one computer. How many minutes did he work on the computer?



Start



Finish

_____ minutes

18. **THINK SMARTER** Angel eats lunch at 12:45. Angel spent 10 minutes eating lunch. Draw the minute hand on the clock to show when Angel finished eating. Write the time.



_____ : _____



TAKE HOME ACTIVITY • Have your child draw a large blank clock face and use two pencils as clock hands to show some different times.

Name _____

Time to 5 Minutes



COMMON CORE STANDARD—2.MD.C.7
Work with time and money.

Look at the clock hands. Write the time.

1.



2.



3.

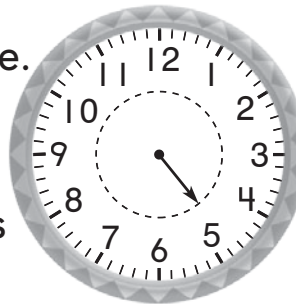



Problem Solving




Draw the minute hand to show the time.
Then write the time.

4. My hour hand points between the 4 and the 5. My minute hand points to the 9. What time do I show?



5.  Draw a clock showing 2:50. Explain how you know where the clock hands point.




Lesson Check (2.MD.C.7)

1. What is the time on this clock?



2. What is the time on this clock?



Spiral Review (2.OA.A.1, 2.OA.B.2, 2.NBT.A.1a, 2.NBT.A.1b)

3. What is the sum?

$$1 + 6 + 8 = \underline{\quad}$$

4. Which number has the same value as 30 tens?

5. Steven has 3 rows of toys.
There are 4 toys in each row.
How many toys are there?

_____ toys

6. Jill has 14 buttons. She buys
8 more buttons. How many
buttons does Jill have?

$$\begin{array}{r} 14 \\ + 8 \\ \hline \end{array}$$

_____ buttons



FOR MORE PRACTICE
GO TO THE

Personal Math Trainer