


## Learn to Read from alif-baa

### *The Arabic Alphabet*

Start from right to left and read the letters.

ث thaa	ت taa	ب Baa	ا alif 
خ khaa	ح haa	ج Jeem	
ز Zay	ر Raa	ذ Thal	د Dhal
ض dhawd	ص sawd	ش Sheen	س Seen
غ Ghayn	ع Ayn	ظ Thaw	ط Taw
ل Laam	ك Kaaf	ق Qaaf	ف Faa
	ه Haa	ن Noon	م Meem
	ي yaa	ء Hamza	و waw

Learn to Read from alif-baa

*The Arabic Alphabet*

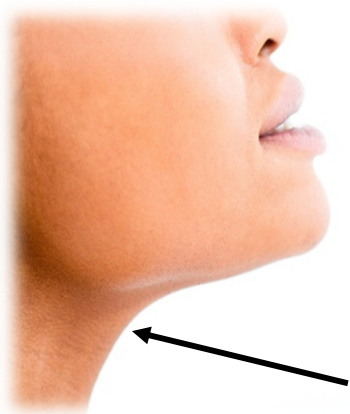
Fill in the blanks with the missing letters

ا	ب	ث
ج	خ	
د	ر	ز
	ث	ظ
هـ	ع	
ف	ق	
	ن	و

## Learn to Read from alif-baa

### Using our mouth to form the letters:

You will be learning to form your mouth and lips different ways so that the letter has its correct 'makh-raj'.



أ ح خ ع غ ه



و



ف



ت د س



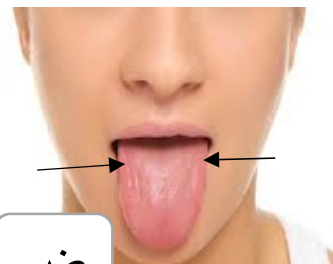
م ب



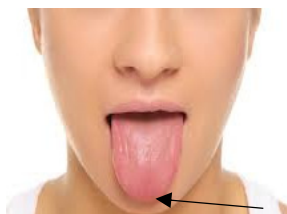
ث ذ



ل

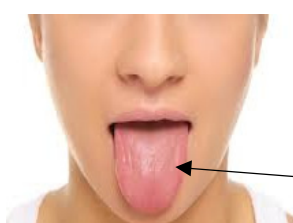


ظ



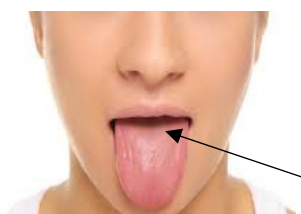
on the tip

ت ث ذ ظ  
ر ز س ص ن



on the middle

ج ش ي



at the back

ك ق

## Learn to Read from alif-baa

Write the letters,  
notice how some letters fall below the line of writing

أ ب ث ت

ج ح خ د ذ ر

س ش ص ض

ط ظ ع غ

ف ق ك ل م

ن ه و ع ي