





Name _____

Class _____

Date _____



Digital Passport Student Workbook





Privacy Mission




Name _____

Class _____

Date _____


Tyrone and Tina are twins, but they behave differently online:



Hi! I'm Tyrone.

Tyrone often makes *good* choices online.

- » He knows when to keep private information to himself.
- » He knows when to talk to an adult when something online makes him uncomfortable.
- » He remembers that information can spread fast and far online.



Hi! I'm Tina.

Tina sometimes makes *poor* choices online.

- » She often *overshares*.
- » She shares private information online without talking to an adult first.
- » She forgets that other people can copy, save, and use her information in all sorts of ways.

Directions: Finish the comic strips on the next page to show how Tyrone and Tina might handle the same situation quite differently.





Privacy Mission



Snoring Friend

--	--	--

Tyrone is at a sleepover. One of the boys is snoring loudly while he sleeps. Tyrone records a video of the boy on his phone.

What happens next?

Then what happens?



Snoring Friend

--	--	--

Tina is at a sleepover. One of the girls is snoring loudly while she sleeps. Tina records a video of the girl on her phone.

What happens next?

Then what happens?



Use the following prompt to create your own comic strip: *Tina and Tyrone are on a website together. A message suddenly appears. It says "You're a winner! Type in your name and address!"* What happens next?




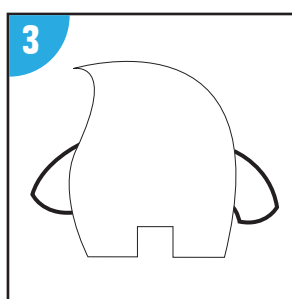
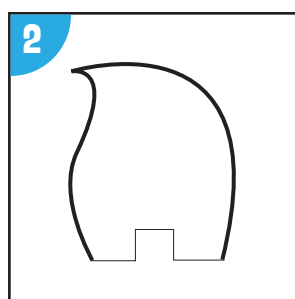
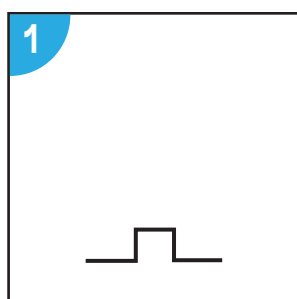
Name _____

Class _____


Date _____

How to Draw

Directions: Learn how to draw a Share Jumper by following the step-by-step instructions below:



Draw your Share Jumper here!



Word to the Wise Tips

- Keep private information to yourself online.
- Don't share information that people can use to pretend to be you.
- Ask an adult if you are not sure what is okay to put online.





Name _____

Class _____

Date _____

Silly Sentences

Directions: Find a partner to complete this activity. For each sentence below, ask your partner to provide the missing part of speech, but don't read the full sentence to them! Once you have filled in all of the blanks, read the entire text conversation out loud to your partner.

For example: You: "Give me a proper noun."
Partner: "Justin."

Word to the Wise Tips

- Check in with a family member before communicating online with someone who is not a face-to-face friend.
- Remember that all information online can be saved, copied, and shared with others.
- If someone online bothers you or makes you feel uncomfortable, just log off. It's a good idea to mention it to a family member.



You then write:

Do you know JUSTIN (proper noun)?

No, but I heard that he loves to eat _____ (noun).

And that he rides his bike _____ (adverb).

I don't know him either, but someone said that he lives in a _____ (noun).

And that people think he's really _____ (adjective).

Maybe we shouldn't talk about him if we don't know him ...

Yeah, he's probably a really _____ (adjective) person to be around.



Upstander Mission



Name _____

Class _____

Date _____

Inside every fortune cookie is a message about the future or a word of advice. Imagine that you are an Upstander, and that you are baking a special batch of fortune cookies for **targets**, **bystanders**, and **cyberbullies**.

An Upstander ...

takes action against cyberbullying and supports targets of cyberbullying.

A cyberbully ...

does something on the Internet, usually again and again, to make another person feel sad, angry, or scared.

A target ...

is someone who is cyberbullied by another person.

A bystander ...

stands by when they see cyberbullying happening, and doesn't do anything about it.



Directions: Your task is to write the messages that go inside these cookies.



Example: Write a message to a **bystander**.

Don't stand by if you see cyberbullying.
Stand up to make it stop!






Upstander Mission



Write a message to a **cyberbully**.



Write a message to a **target**.



Write a message to a **bystander**.



Make your messages into couplets (two lines that rhyme).





Cyberbullying Brain Booster






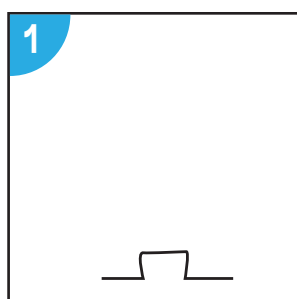
Name _____

Class _____


Date _____

How to Draw

Directions: Learn how to draw an E-volve Critter by following the step-by-step instructions below:



Draw your E-volve Critter here!



Word to the Wise Tips

- Be an Upstander by supporting targets of cyberbullying.
- If you are cyberbullied, print out the message and get off the Internet.
- People should never have to deal with cyberbullying alone. If someone is being mean to you online, let a friend or family member know.





Name _____

Class _____

Date _____

Upstander Quiz

Directions: Do you know what it takes to be an Upstander? Take the quiz below!
Circle whether you think an Upstander or a bystander would say the phrases below:

	Upstander	Bystander
When my friend tells me that she keeps receiving mean texts from someone, I just change the subject. It's not my problem!		
When I see people being mean to someone I know online, I print out what they are saying and find a way to help the person being teased.		
When I'm at my friend's house and he starts pretending to be someone else online, I think it's funny to see how other people respond.		
When someone in my class who has been cyberbullied is eating lunch alone, I ignore them because I don't want people to start making fun of me.		
When my friend posts mean messages about a girl on our basketball team, I help her realize that she is being a cyberbully. I also help her find a good way to apologize.		
Write your own situation!		

Word to the Wise Tips

- Don't feel like a snitch or a tattletale if you tell an adult about cyberbullying. They can help out in ways that your friends may not be able to.
- There are so many ways to be an Upstander! Even just sitting with someone who has been bullied at lunch or sending a friendly message online can help.





Communication Mission



Name _____

Class _____

Date _____

What if there was an **app** that could remind Twalkers to use their cell phones responsibly?

Help create an **app** that sends a text message to Twalkers whenever they are being unsafe or rude with their cell phone.

Directions: For each situation below, write a message that the Twalker would receive.

What is an app?

An app is a program that does one or more small tasks. People download apps onto cell phones and tablets.



The Twalker is using his cell phone in a movie theater.

The Twalker is talking on her cell phone when she is supposed to be sleeping.



Communication Mission




The Twalker is using his cell phone while crossing the street.

Create your own situation! The Twalker is... ..



Make your text message 140 characters or less.






Name _____

Class _____

Date _____

A-maze-ing Cell Phone

Directions: Cell phones can be amazing, but only if you use them in smart and responsible ways. For example, using a cell phone can be helpful if you are lost and need directions. Can you find your way to the end of the maze?



Word to the Wise Tips

- Try not to walk and text at the same time. Pay attention to what is around you.
- When you are hanging out with friends, spend time with them and not with your cell phone.
- Turn off your cell phone before going to bed to get a good night's sleep.






Name _____

Class _____

Date _____

Crossword Puzzle

Directions: Think you know how to use a cell phone safely and responsibly? Read the clues to help you complete the crossword puzzle.



Word to the Wise Tips

- Only send a text that you would say to a person's face.
- Remember that typing words in all uppercase letters is like shouting (example: "HEY YOU!").
- Use a smiley face 😊 or an exclamation point (!) to help people know when you are trying to be friendly.



ACROSS

2. Cell phones can be _____ if your parents need to reach you when they're not with you.
4. It is not _____ to always be using your cell phone when you're spending time with family and friends.
7. A cell phone can _____ you from focusing on another task or activity.
8. Cell phones can help you stay in _____ with friends and family.
9. Do not use your cell phone when you are _____ the street.

DOWN

1. You should turn off your cell phone when you put on your pajamas and get ready to go to _____.
3. To _____ is to do many things at the same time.
5. A _____ is a short, written message you send using your cell phone.
6. Only text something to your friend that you would feel okay saying to her _____.



Creative Credit Mission



Name _____

Class _____

Date _____

You are in a rock band with some friends from school. Last week, you posted online a “sneak peek” of your new song for your fans. Today at school, everyone is talking about a new video that has gone viral online. Your friend texts, “*U gotta see this!*”

You click on the link to the video, and you can’t believe your eyes. Some teens you’ve never met before are singing your song in a music video! They took your ideas without giving your band any credit.

Directions: Now your band wants to write a song about people who copy ideas from others without giving proper credit. Write the new lyrics to your song below. Be sure to include at least four of these words:



credit	share	free	steal	thanks
create	trust	rights	annoying	take
copy	borrow	plagiarize	inspire	





Add a rhythm and a beat to your lyrics and perform it for others.



Name _____

Class _____

Date _____

Double Puzzle

Directions: Unscramble the words below to show you know all about giving and getting credit!

1. **LINMSAPG** _ _ _  _ _ _ _ _

2. **IETRDC** _ _ _ _ _ 

3. **ORCTGHIYP** _ _ _ _ _ _ _ _ _ 

4. **GNSO** _ _ _ 

5. **HSMA-PU**  _ _ _ _ _ - _ _ _

6. **EIXMR** _ _ _ _ _ 

7. **HSIGNAR**  _ _ _ _ _ _ _

8. **UTARHO**  _ _ _ _ _

Word to the Wise Tips

- Get credit for your own work by adding your name.
- Give others credit. It's a form of respect and is illegal not to.
- If someone else's work is copyrighted, then you need permission to use that work.

Now use the circled letters above to help you solve this message:

_ _ _ - _ - _ **A** _ _ _
5 2 6 4 1 8 7 3





Name _____

Class _____

Date _____

Spot the Difference

Someone has plagiarized the original artwork below. Plagiarizing someone else's work means copying it and pretending that you created it.

Directions: Can you spot the differences between the two artworks below? Circle the six differences.

Original Artwork



Copied Artwork



Answers:
(1) background is mirror image (2) different texting Twalkers
(3) orange fish is facing opposite direction (4) no burger bubble
(5) book bubble is coming from ice cream shop (6) ice cream is blue



Search Mission



Name _____

Class _____

Date _____

"It's on the tip of my tongue..." is a saying that people use when they are thinking of something, but they can't remember the word for it. Imagine that the words below are *"on the tip of your tongue."* For each word, come up with a list of three keywords that best describe it.

Example:

You are thinking of the word... **bee**

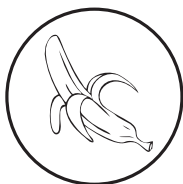


1. insect 2. hive 3. honey



Directions: Now it's your turn! Come up with three keywords that best describe the word you are thinking of.

You are thinking of the word...




banana

1. _____

2. _____

3. _____

You are thinking of the word...



elephant

1. _____

2. _____

3. _____



Search Mission



You are thinking of the word...



beach

1. _____

2. _____

3. _____

You are thinking of the word...



garden

1. _____

2. _____

3. _____

Now think of your own words,
along with three keywords that
best describe each one.



**Bonus
Challenge**

**Find a partner and read
your keywords out loud.** Can
your partner guess the word you
are trying to describe? If you have
time, come up with some more
words and keywords to test out!

You are thinking of the word...

1. _____

2. _____

3. _____

You are thinking of the word...

1. _____

2. _____

3. _____



Name _____

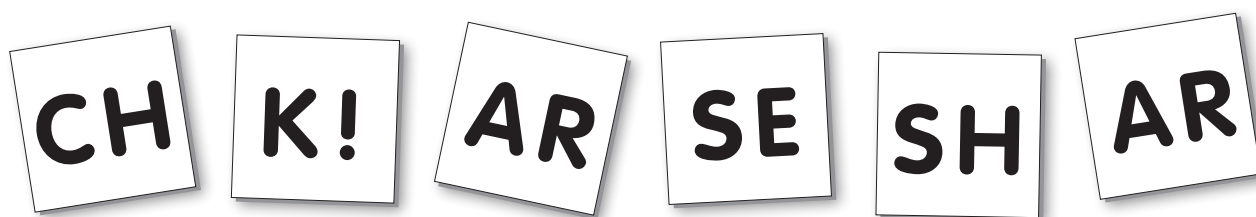
Class _____

Date _____

Letter Tile Scramble

Directions: Unscramble the tiles below to reveal a message!

Who likes to gobble keywords?



--	--	--	--	--	--

Word to the Wise Tips

- Using quotation marks around keyword phrases can help narrow search results.
- Some search results are sponsored, which means that someone paid for them to appear. But they aren't always the best sources of information.
- If you can't find what you are looking for, try choosing similar — but different — keywords in your next search.





Name _____

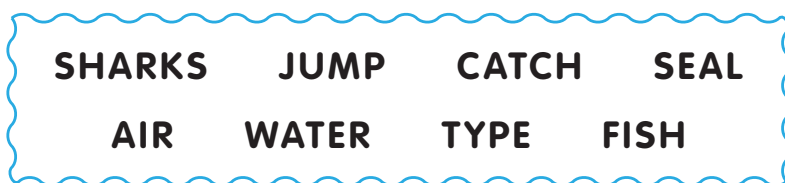
Class _____

Date _____

Word Search

You and your friend are watching a TV show together about sharks. Your friend asks, "What type of shark can jump out of the water to catch seals?" You decide to search online for the answer.

Directions: Find the following keywords in the word search below:



BONUS!

One of these keywords would **NOT** be helpful to search with.
Circle the keyword that doesn't belong.

H C N D K Y K L X P M N A L L
Z L U S C S G U R Z A A X D J
W Y G A O U U F Q D J W L Q N
S C T C Y O W F L M X V T S H
O C E F T U P V S Y K Q S H R
H C I R B Q Z A D E L G T A P
X P H V G W S W E F A N C R W
D B X Q T T L A B J E K E K J
M M P Z Z Q D C I H S R V S C
Y K E M W K V P S R L F B C V
T J T I U W K I S O F P R C O
R E T A W J F W E F R H U Y D
M U F N X A N A K U P Y H I M
V I L S O D F X V A B O V M D
W I V Y T Y P E H S D C V L E

Word to the Wise Tips

- To choose strong keywords, first think of a question.
- Avoid words like "and" or "in" that don't really describe what you are looking for.
- Put quotes around keywords when you are searching for a specific phrase.

