



Network Engineering Technologies
3140 Deming Way
Middleton, WI 53562
www.nettechnology.com

Vendor: 60426
Purchase Order: 649781-1312256-3835
Work Order: 1312256
Service ETA: 8/18/2021 9:00 PM
*Purchase Order MUST appear on all invoices and
emailed to apinbox@nettechnology.com or invoice will be
rejected, Invoice must match this Purchase Order Receipt.

Site Location Information

Customer: WAL-MART
Site Number: 3835
Location: SuperCenter
5588 LITTLE DEBBIE PKWY
COLLEGEDALE, TN 37363
(423) 238-1036
Site Contact: Store Manager

Technician Information

Technician Name:
Technician Phone:
Techs Manager:

Manager Phone: 4058021262

***** MUST CALL UPON ARRIVAL AND BEFORE SITE DEPARTURE *****

NET Contact Info: Please Call: (608) 827-7949 Ext 1116 *Your call will be handled in the order received* The following Login information is needed: your name, Company Name, work order#, callback number(mobile#)

Scheduling

2 billable technician required Arrival Time: 8/18/2021 9:00 PM

Scope of Work

2021 Walmart Tech Services Desk - Circuit and data line

Tech Requirements:

- 1 tech and 1 spotter needed.
- Level 3 tester that can save and submit results to Project Management.
- Access to different print layout options (5 total).
- Materials as needed. See WM approved Materials list.
- Log in/out with NET Support. Escalate questions or issues as needed.

Scope of Work:

- 1 cable from EDC (will be connected to AT&T circuit later) to Tech Services back counter.
- 1 cable from Tech Services back counter to front counter.
- Cable positions at counters are marked on print layouts.
- Cabling will be terminated to biscuits and have attached patch cords. Cabling and biscuits must be routed neatly and attached securely.
- Submit photos of work to DSS. Save test results to email to Project Management.
- All issues and delays need to be escalated to NET Support.

Site details:

Labels:

- EDC end of circuit cable : "Tech Service Bar"
- Back Counter end of circuit cable: "Tech Service Circuit"
- Back Counter end of shorter cable: "TSC A"



Network Engineering Technologies
3140 Deming Way
Middleton, WI 53562
www.nettechnology.com

Vendor: 60426
Purchase Order: 649781-1312256-3835
Work Order: 1312256
Service ETA: 8/18/2021 9:00 PM
*Purchase Order MUST appear on all invoices and
emailed to apinbox@nettechnology.com or invoice will be
rejected, Invoice must match this Purchase Order Receipt.

- Front Counter end of shorter cable: "TSC B"

Biscuit requirements:

- EDC - Attach biscuit to the wall, label, attach a 10' patch cord.
- Back Counter - Attach biscuits at print location under desk, attached a 5' patch cord.
- Front Counter - Attached biscuits at print location under desk, attached a 5' patch cord.

Logout Requirements:

- Photos showing properly labeled cabling.
- Photos showing neatly routed and installed cabling.
- Techs MUST call NET support for logout.

Resolution

Customer - Managers Name (PRINT)

Customer - Managers Name (SIGN)

Date Time

Technicians Name (PRINT)

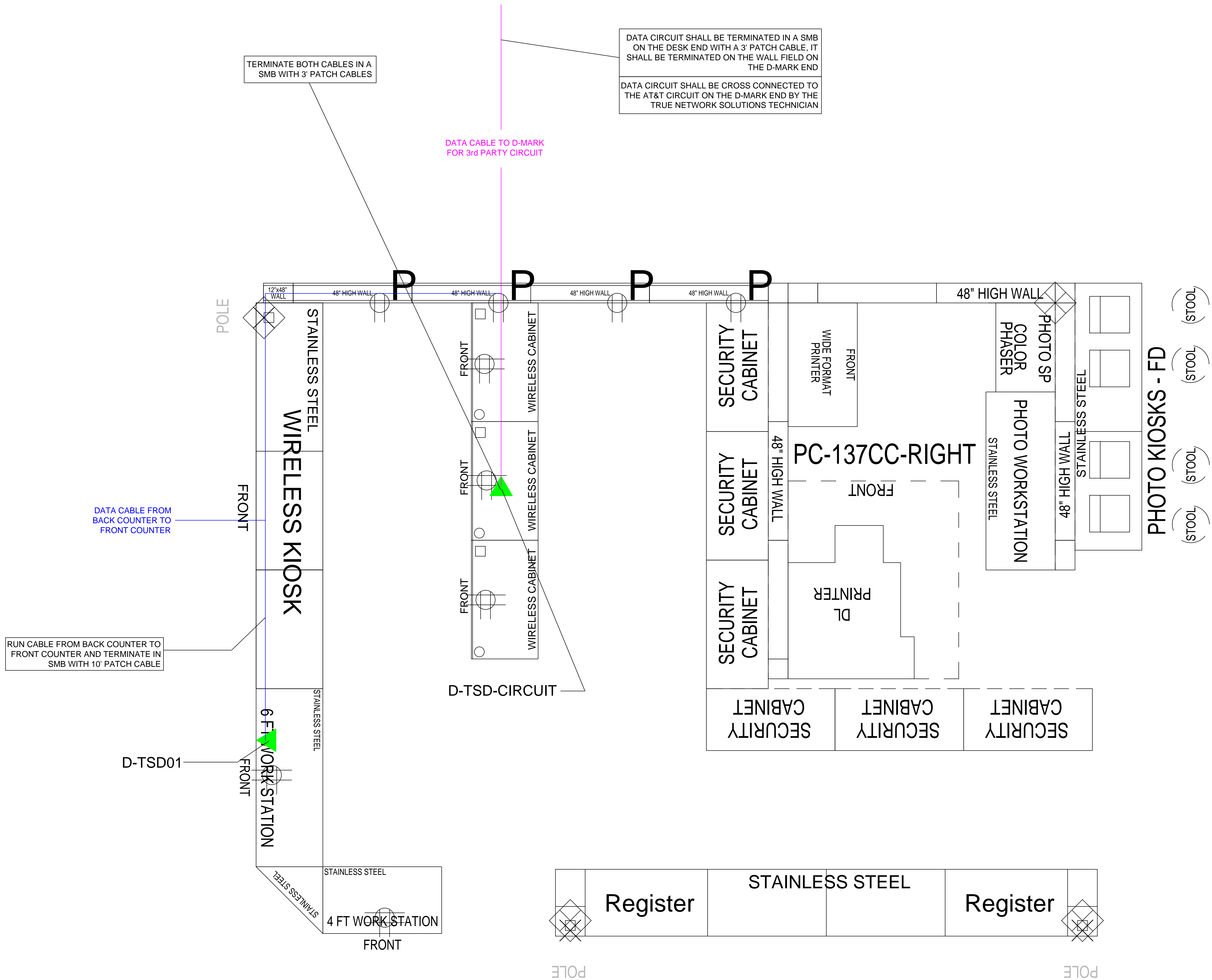
Technicians Name (SIGN)

Date Time

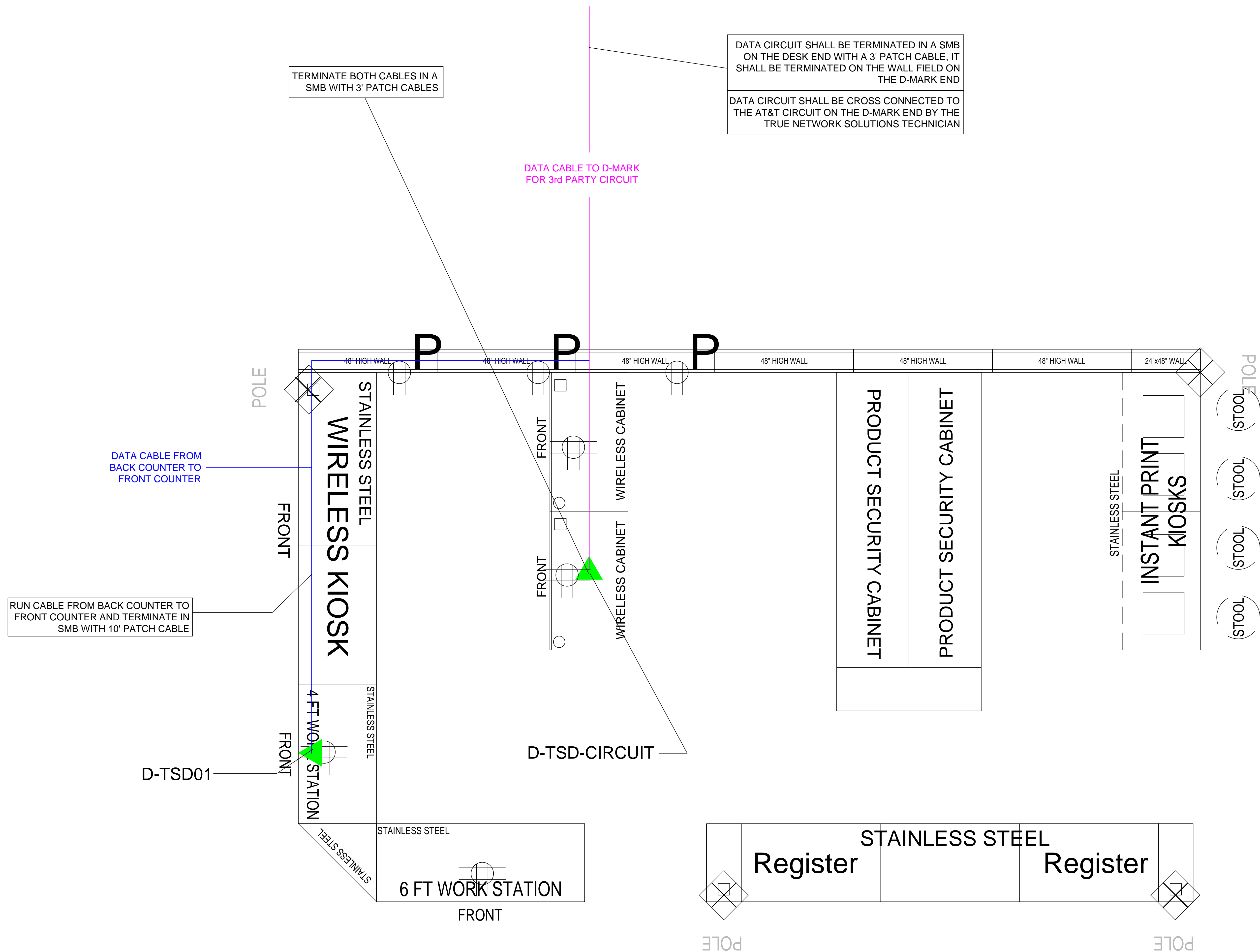
MANDATORY SIGN OFF OF TECHNICIAN AND CUSTOMER CONTACT MANAGER

Sign Off does not release tech from the job site. Any questions need to be directed to NET Tech Support.

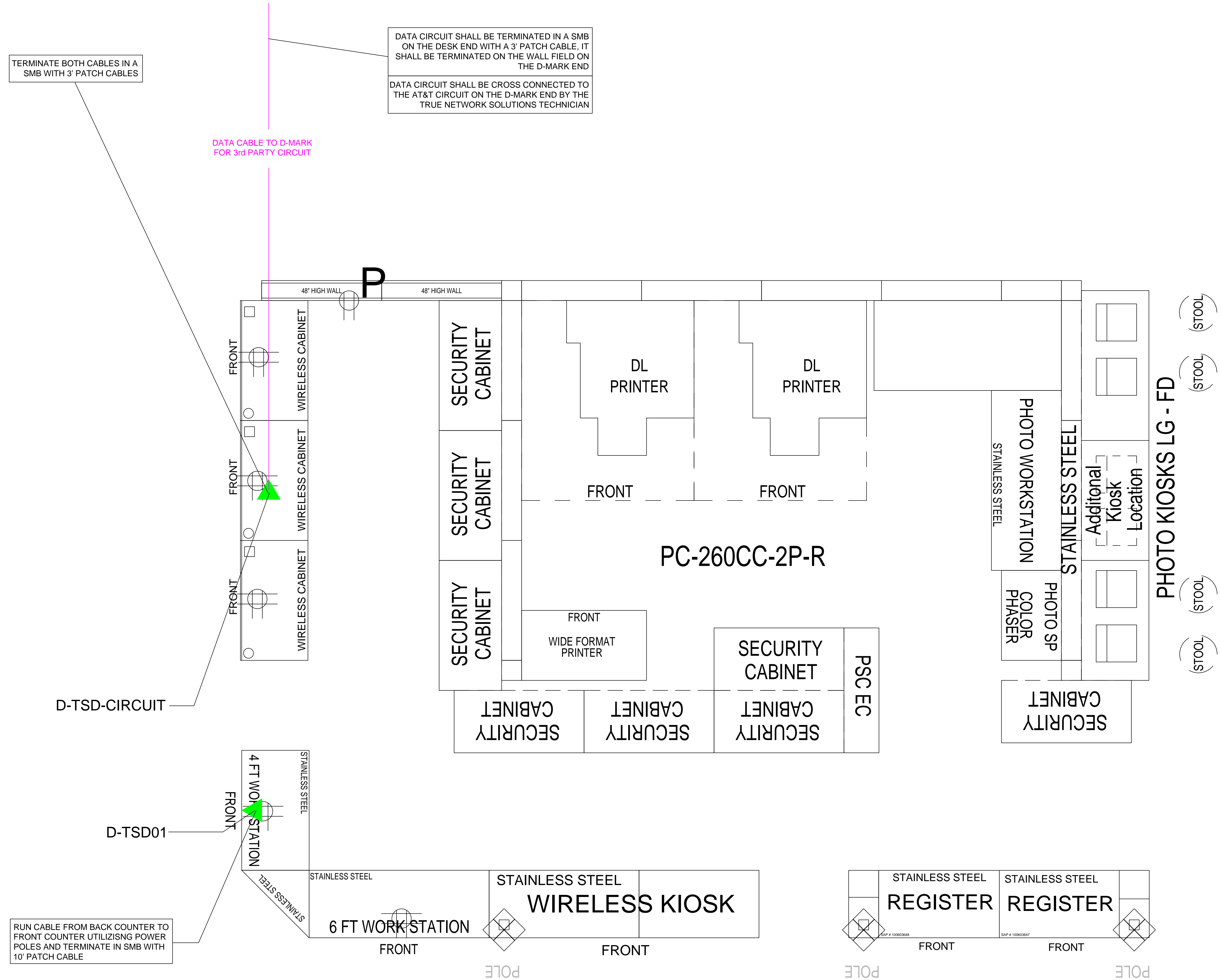
TECH SERVICES DESK



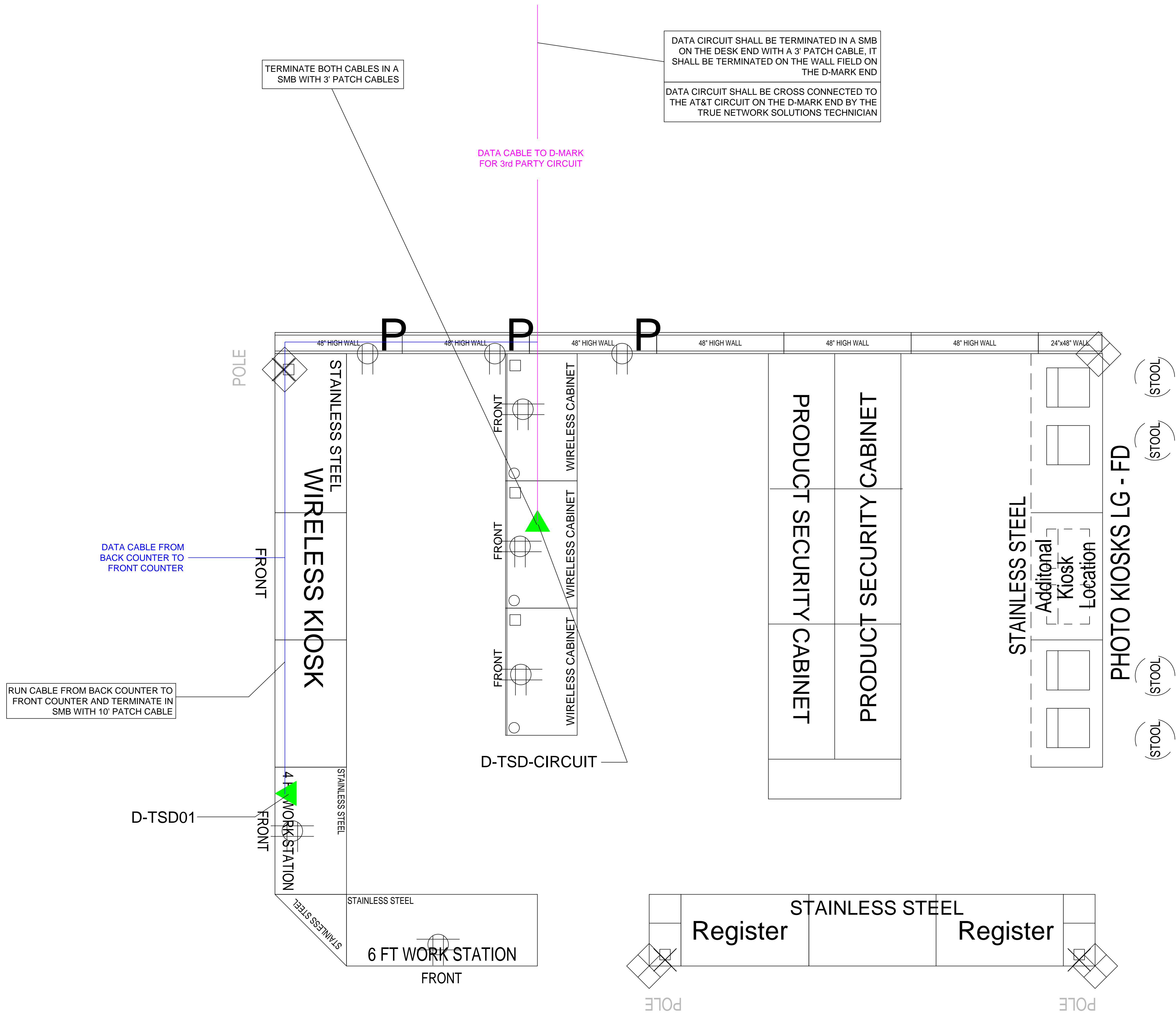
TECH SERVICES DESK



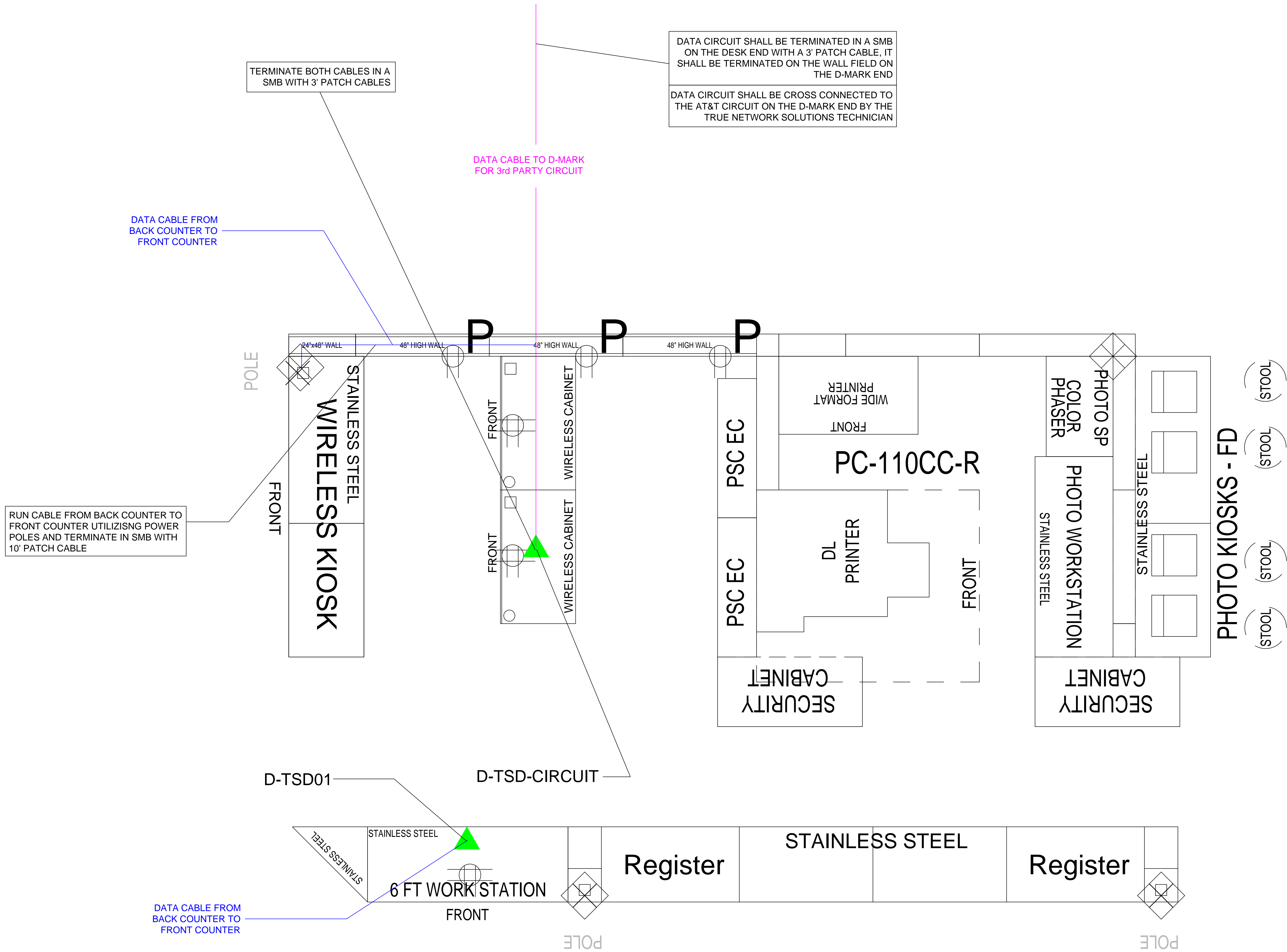
TECH SERVICES DESK



TECH SERVICES DESK



TECH SERVICES DESK



Store #	Parent Store.Seq	Project Type	Project - City	Project - State	Bid
2221	2221.242	SPRB-R	SPRINGFIELD	MO	\$2,430.00
4	4.256	SPRB-R	SILOAM SPRINGS	AR	\$2,430.00
7	7.247	SPRB-R	SHERWOOD	AR	\$2,430.00
2483	2483.218	SPRB-R	Las Vegas	NV	\$3,130.00
2323	2323.244	SPRB-R	STOW (AKRON/NE)	OH	\$2,430.00
3331	3331.25	SPRB-R	PINE BLUFF	AR	\$2,430.00
3835	3835.257	SPRB-R	COLLEGEDALE	TN	\$2,430.00
4509	4509.239	SPRB-R	BENBROOK	TX	\$2,430.00
1671	1671.244	SPRB-R	PAPILLION	NE	\$3,130.00
3423	3423.234	SPRB-R	SANTE FE (S)	NM	\$2,430.00
2325	2325.242	SPRB-R	PORT ORCHARD	WA	\$3,130.00
4381	4381.244	SPRB-R	BRANSON	MO	\$2,430.00
2362	2362.245	SPRB-R	SOUTH EUCLID	OH	\$2,430.00

\$33,690.00













Walmart Approved Cabling Materials (Brief)



There are no pre-approved substitutions for these materials. If you are unable to procure these specific parts, contact your NET PM before your project start date.

This list shows the most commonly used Cat5e materials. For a full list of Walmart approved low voltage and related materials, contact your NET PM

Item	Description	Manufacturer Part #	Anixter Part #	Graybar Part #	Photo
Cat5e Cable (non plenum) - WHITE	General Cable Cat5e Riser WHITE	GENERAL CABLE 6133508-17F	CM-00424GENF-5U-10	N/A	
RJ45 Jack - ORANGE	Panduit 1-Port RJ45 Mod Jack ORANGE	PANDUIT NKP5E88MOR	W-435238	25260653	
RJ45 Tip	Mod Plug - 25 pk	STEWART 940-SP-3088-B25	WT-109687	N/A	
2 Port Surface Mount Box - WHITE	Panduit 2-Port Surface Mount Box Unloaded - Accepts Netkey Modules	PANDUIT NK2BXWH-A	W-328214	25084296	
4 Port faceplate - WHITE	4 Port white faceplate - accepts Netkey Modules	PANDUIT NK4FWHY	W-282065	25076244	
3' patch cable - WHITE	3' white cat5e patch cable	COMMSCOPE CO155D2-08F003	W-MM03-COMC5E-01	25881973	
7' patch cable - WHITE	7' white cat5e patch cable	COMMSCOPE CO155D2-08F007	W-MM07-COMC5E-01	25875145	
10' patch cable - WHITE	10' white cat5e patch cable	COMMSCOPE CO155D2-08F010	W-MM10-COMC5E-01	25875146	
48 Port Patch Panel - Rack Mount	48 Port rack mount patch panel loaded	PANDUIT NKA5EPPG48/Y	W-441496	25619478	
12 Port Patch Panel - Wall Mount	12 Port wall mount patch panel loaded	PANDUIT NK5EPPGK12WB/N	W-319357	N/A	

Other material notes

- All network cabinets must be properly grounded per Walmart specifications. If you come across a cabinet that is not, alert your NET PM or overnight NET support so it can be escalated to Walmart.
- Cables should never be tipped and plugged directly into a switch long term. If you are running cables to a switch and there is no available patch panel space, alert NET support on log out so arrangements can be made to return with a patch panel and properly terminate the cables.
- Cables should always be labeled according to the Walmart Master Cable List. Your work order should specify the labeling scheme for the cables you are running. If you do not know, contact NET support or your NET PM for details.