

LUXEMBOURGISH



WITH ANNE

The Basics of Luxembourgish

Sentence Structure

© Luxembourgish with Anne, 2019

Aleedung

Introduction



How to learn best with this course

Dag 1	Introduction & Important Terms
Dag 2	Structure of Simple Sentences Part 1
Dag 3	Structure of Simple Sentences Part 2
Dag 4	How to ask Questions
Dag 5	Sentence Bracket (1)
Dag 6	Sentence Bracket (2)
Dag 7	Coordinate Conjunctions: an - oder - mee
Dag 8	Subordinate Conjunctions
Dag 9	Conjunctive Adverbs: also, dofir, trotzdeem
Dag 10	Summary



Dag 1: Wichtig Termen

Day 1: Important terms



Verbs

Verb = action word

A word that expresses a state or an action:

- Du **bass** schéin.
- Hien **huet** en Auto.
- Mir **ginn** heem.
- Ech **stinn** um 6 Auer moies **op**.
- Ech **fuere** gär Vëlo.



lafen



Vëlo fueren



liesen

Types of Verbs

Conjugated verb:

The conjugated verb is a form of the verb that shows agreement with the subject and it changes if the subject changes!!.

- Ech **wunnen** zu Mamer.
- Hatt **wunnt** zu Mamer.
- Du **wunns** zu Mamer.
- Si **wunnen** zu Mamer.



Types of Verbs

Unconjugated verb (infinitive form):

This is the form of the verb you would find in the dictionary. In Luxembourgish it always ends with “**en**” except the auxiliary verbs “sinn” & “hunn”.

- Ech ginn haut **schwammen**.
- Du gees haut **spadséieren**.



Types of Verbs

Main verb:

The main verb is the verb that describes the action or the state we are talking about: Ech **liesen** e Buch.

Auxiliary verb:

Auxiliary verbs are used in combination with a main verb in order to form a tense (past tense), a mode (Passiv / Konjunktiv) or the circumstances of the action (modal verbs):

- Ech **hunn** e Buch **gelies**. (Perfect tense)
- Ech **géif** gär e Buch **liesen**. (Konjunktiv)



Types of Verbs

Modal verbs:

This is an auxiliary verb that expresses ideas such as a possibility or an obligation.

Usually it is the conjugated verb in the sentence:

- Ech **wëll** zu Mamer wunnen. (wëllen = *want*)
- Ech **kann** zu Mamer wunnen. (kënnen = *can*)
- Ech **muss** zu Mamer wunnen. (mussen = *have to / must*)
- Ech **soll** zu Mamer wunnen. (sollen = *should*)
- Ech **däerf** zu Mamer wunnen. (däerfen) = *allowed to*)



Types of Verbs

Separable verbs - Trennbar Verben:

They have a stem and a separable particle which comes to the end of the phrase:

- **opstoen** Ech **stinn** um 6 Auer moies **op**.
- **heemfueren** Ech **fueren** elo **heem**.

BUT: They are not separated with another verb or in a subordinate clause:

- Ech muss elo **heemfueren**.
- Du weess, datt ech elo **heemfueren**.

Subject

The **subject** is a person, animal or thing that is acting / acted upon / or described.

You have to ask the

Question: Wien / Wat ass, mécht ...? (*who / what is, does?*)

- **Den Hond** ass léif.
→ **Wien** ass léif? → **Den Hond**
- **D'Haus** vun den Noperen ass nei.
→ **Wat** ass nei? → **D'Haus**

Pronouns

Pronouns are small words that take the place of the noun. We use them to avoid repetition:

Personal Pronoun:

- De Mann ass frëndlech. **Hien** ass mäin Noper.
- Dat ass meng Fra. **Hatt** mécht vill Sport.

Conjunctions

Conjunctions combine words, phrases, sentence elements, or entire sentences with each other.

1) **Coordinating Conjunctions: an, oder, mee & awer** do not change the sentence structure:

- Meng Fra **an** ech wunne säit 6 Joer zu Lëtzebuerg.
- Ech ginn akafen **oder** ech ginn direkt heem.
- Ech muss eng Paus maachen, **mee** ech hunn elo keng Zäit.

Conjunctions

2) **Subordinating Conjunctions: well, wann, datt, ob ... do change the sentence structure: the verb comes at the end of the sentence.**

- Ech gi bei den Dokter, **well** ech Féiwer hunn.
- Ech ginn an de Park, **wann** d'Wieder schéin ass.
- Ech mengen, **datt** ech muer an d'Schwämm ginn.

Dag 2: Struktur vun einfache Sätz

Day 2: Structure of Simple Sentences



The Most Important Rule

1	2	3	4	
Ech	schaffen	oft	net.	
Oft	schaffen	ech	net.	
Ech	wëll	heiansdo	net	schaffen.
Haut	wëll	ech	net	schaffen.

The **conjugated verb** is ALWAYS the **second element** in the phrase.



Another Example

1	2	3	4	
Den Tom	geet	ni	bei den Dokter.	
Ni	geet	den Tom	bei den Dokter.	
Den Tom	wëll	duerno	bei den Dokter	goen.
Muer	wëll	den Tom	bei den Dokter	goen.

The **conjugated verb** is the **second element** in the phrase.



What can be on position 1?

Subject = red

Position 1	Position 2	3
Subject: D'Maria	fiert	oft mam Auto schaffen.
Pronoun: Hatt	fiert	oft mam Auto schaffen.
Time: All Dag	fiert	hatt mam Auto schaffen.
Question Word: Wien	fiert	all Dag mam Auto schaffen?
Adverb: Oft	fiert	hatt mam Auto schaffen.
Object: Mam Auto	fiert	hatt all Dag schaffen.



Can the Verb be on Position 1? Yes ...

	1	2	
Yes/No Question	Fiert	hatt	mam Auto schaffen?
Imperative	Fuer	mam Auto	schaffen!



Where is the Subject?

In Luxembourgish the subject wants to be as far ahead as possible.

The most important information is always placed on position 1 for emphasis. When that is not the subject, the subject comes after the verb!

- **Ech** hunn de Prabbeli vergiess. **Subject = red**
- Wou **hunn ech** de Prabbeli vergiess?
- Am Buttek **hunn ech** de Prabbeli vergiess.



Where is the Subject?

In subordinate clauses the subject comes right after the connector.

- Ech sinn traureg, well **ech** de Prabbeli vergiess **hunn**.
- Weess du, wou **de Prabbeli** **ass**?
- Kuck emol, ob **de Prabbeli** doheem **ass**.



Dag 3: Struktur vun einfache Sätz (2)

Day 3: Structure of Simple Sentences (2)



Where is the Rest?

Now you know:



- **What is on position 1:** the most important information.
- **What is on position 2:** the conjugated verb.
- **Where you can find the subject:** as far ahead as possible.

Three parts want to stay as far ahead as possible: **Subject, pronouns** and **time**.
If they are not on position 1 they go behind the verb.

So what is on position 3?

Two parts: 1. the part **without** preposition & 2. The part **with** preposition:



Where is the rest? - example

P1	P2	P3	P4	P5	P6
Ech	bréngen	hatt	moies	séier	an d'Schoul
Moies	bréngen	ech	hatt	séier	an d'Schoul
Hatt	bréngen	ech	moies	séier	an d'Schoul
Séier	bréngen	ech	hatt	moies	an d'Schoul

Subject (ech) - **Pronoun** (hatt) - **Time** (moies) - **Part without preposition** (séier) - **Part with preposition** (an d'Schoul)

Where is the rest? - another example

P1	P2	P3	P4	P5	P6
Du	trëffs	dech	den Owend	spéit	mat Frënn.
Den Owend	trëffs	du	dech	spéit	mat Frënn
Spéit	trëffs	du	dech	den Owend	mat Frënn

Subject (du) - **Pronoun** (dech) - **Time** (den Owend) - **Part without preposition** (spéit) - **Part with preposition** (mat Frënn)

Summary - Order



1. **Verb = Boss:** wants to be the 2. element (position 2) in a phrase.
2. **Subject = Secretary:** is as far as possible in the front
3. **Pronouns = Personal Bosses**
4. **Time (When?)**
5. **Part without preposition - manner (How?)**
6. **Part with preposition - often a place (Where?)**


Dag 4: Froen

Day 4: Questions

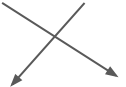


Yes / No Questions

Dat ass en Hond.


Ass dat en Hond? - Jo, dat ass en Hond.

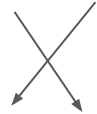
Du kënns aus England.


Kënns du aus England? - Nee, ech kommen net aus England.



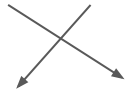
Yes / No Questions

Du hues e Stéck Kuch giess.



Hues du e Stéck Kuch giess? - Jo, kloer.

Ech muss méi Sport maachen.



Muss ech méi Sport maachen? - Jo.

Questions with Question Words

Hatt wëll Lëtzebuergesch léieren.

Wou | ~~Hatt wëll~~
wëll hatt Lëtzebuergesch léieren?

Du hues e Stéck Kuch giess.

Wéini | ~~Du hues~~
hues du e Stéck Kuch giess?

Most important Question Words

Wat?	What?
Wéi?	How?
Wou?	Where?
Wéini?	When?
Wien?	Who?
Wiem?	To whom?

Firwat?	Why?
Wat fir?	Which?
Wuer / Wouhin?	Where to?
Wéi vill?	How much / many?
Vu wou?	Where from?
Wéi oft?	How often?

Dag 5: Sazklammer (1)

Day 5: Sentence Bracket (1)



Sentence brackets - Explanation

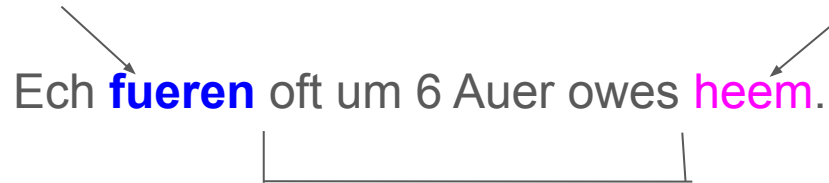
Some **verbs** use a **prefix** or are used in combination with a second verb.

The **conjugated verb** stays in position 2 but the prefix or second verb goes to the end.

This creates a sentence bracket that contains all of the other information:

Verb stem (conjugated verb)

Prefix



Sentence bracket

Luxembourgish Sentence Structure

Sentence brackets - Separable verbs

heemfueren is a separable verb: **fueren** is the stem and **heem** is the a prefix.

For such verbs, the **prefix** is separated from the **stem** and placed at the end of the sentence in the present tense (as long as the clause is not subordinate or relative).

heemfueren
to drive home

Si **fueren** nom Cours direkt **heem**.

When such verbs are used in the present perfect or in combination with another verb, then they are no longer separable.

Sentence brackets - examples

		Position 2	Sentence bracket	Enn
Trennbar Verben	Ech	raumen	ni d'Wunneng	op.
Modalverben	Ech	muss	duerno d'Wunneng	opraumen.
Perfekt	Ech	hunn	haut d'Wunneng	opgeraamt.
Passiv	D'Wunneng	gëtt	heiansdo	opgeraamt.
Konjunktiv 2	Ech	géif	haut d'Wunneng	opraumen.

Sentences with “ze” & “fir ... ze”

Use **ze** when the first part of a sentence doesn't make sense for itself and whenever this is the case, **ze** translates to **to**.

ze comes before the 2. second verb at the end of the sentence:

Den Tom **probéiert**, all Dag Lëtzebuergesch **ze léieren**.

Ech **hu** Loscht an de Kino **ze goen**.

When the 2. verb is separable then ze comes between the prefix and the stem: Ech **hu** vergiess, d'Luucht am Büro **auszemaachen**.

Sentences with “ze” & “fir ... ze”

Whenever you can replace the English *to* with *in order to* you have to use **fir ze**:

Ech **léiere** Lëtzebuergesch **fir** de Sproochentest **ze packen**.

Ech **maache** Sport **fir** fit **ze** bleiwen.

Dag 6: Sazklammer (2)

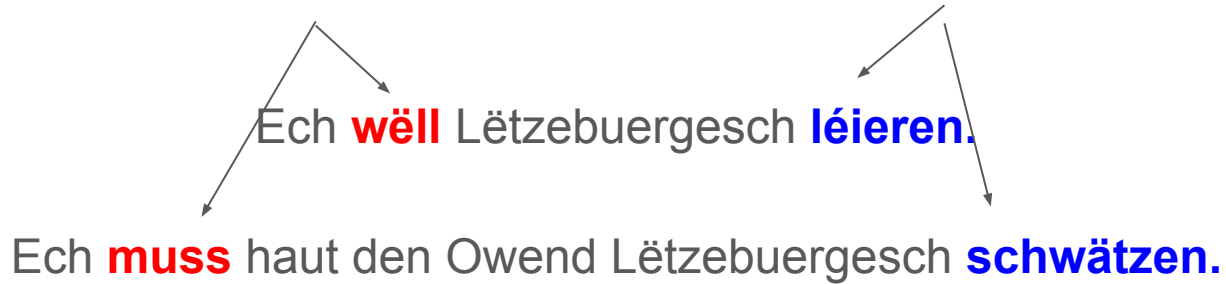
Day 6: Sentence Bracket (2)



Sentence brackets - Modal verbs

Modal verb (conjugated)

Mäin verb (unconjugated)



Modal verbs

wëllen

to want

Ech **wëll** Lëtzebuergesch léieren.

kënnen

to be able to

Ech **kann** immens gutt kachen.

mussen

to have to

Ech **muss** Lëtzebuergesch léieren.

sollen

should

Ech **soll** all Dag Lëtzebuergesch léieren.

däerfen

to be allowed to

Ech **däerf** leider kee Kaffi drénken.

Sentence brackets - Tenses

The main verb comes at the very end of the sentence:

Helping verb (conjugated)

Main verb (past participle)

Main verb (unconjugated)

Mir **sinn** an d'Vakanz **gefuer**. (Perfect tense)

Eist Haus **gëtt** d'nächst Joer **renovéiert**. (Passive)

Mir **géife** gär mat Frënn an Italien **fueren**. (Subjunktive)

Sentence brackets - in Subordinate Clauses

In a subordinate clause introduced by conjunctions such as **well**, **datt**, **wann**, **ob** the verb (or verbs if more than one) goes to the end of the sentence. Separable verbs are no longer separated.

Meng Mamm **rifft** mir all Dag **un**.

⇒ Ech si genervt, **well** meng Mamm mir all Dag **urifft**.

Ech **kann** Däitsch **schwätzen**.

⇒ Ech mengen, **datt** ech gutt Däitsch **schwätze kann**.

Dag 7: an, oder & mee

Day 7: and, or & but



Coordinate Conjunctions

Coordinate conjunctions combine equal things and have **no influence** on the word order. The coordinate conjunctions are

⇒ **an** - **oder** - **mee** / **awer**

Meng Fra **an** ech fueren de Weekend op Paräis.

Ech ginn zu Fouss **oder** ech huelen de Bus.

Ech wëll Lëtzebuergesch léieren, **mee/awer** ech hunn net vill Zäit.

⇒ **an** and **oder** don't need a comma.

Coordinate Conjunctions

Remark: If the coordinate conjunction **an** is followed by an **adverb** such as **dann** or **duerno** then the word order changes:

Ech ginn an d'Stad **an duerno** fueren ech nach an den Ikea.

Ech doe mech fir d'éischt un **an dann** drénken ech Kaffi.

Dag 8: Aner Konjunktounen

Day 8: Subordinate Conjunctions



Subordinate Conjunctions

Subordinate conjunctions combine a main clause with a subordinate clause.
Then the verb comes at the end of the sentence in a subordinate clause.

Ech gi bei den Dokter, **well** ech krank **sinn**.
Subordinate clause

Ech maachen haut kee Sport, **well** ech méi laang **schaffe muss**.

Ech froe mech, **ob** hien op d'Party **komme kann**.

Subordinate Conjunctions

What happens if the subordinate clause comes before the main clause?

Then we have the rule: **Verb - Komma - Verb**

Well ech krank **sinn, ginn** ech bei den Dokter.

Well ech méi laang **schaffe muss, maachen** ech haut kee Sport.

Wann d'Wieder schéin **ass, gi** mir Vëlo fueren.

Subordinate Conjunctions

The 10 most important are:

1. **datt** - *that*: Hien huet mir gesot, **datt** hien haut net komme kann.
2. **well** - *because*: Ech kann haut net kommen, **well** ech krank sinn.
3. **wann** - *when/if*: Mir gi Vëlo fueren, **wann** d'Wieder schéin ass.
4. **ob** - *if*: Ech weess nach net, **ob** ech komme kann.
5. **während** - *while*: Hatt schafft, **während** säi Mann d'lesse kacht.
6. **säit/zënter** - *since*: Hie spillt Tennis, **säit** ech hie kennen.
7. **éier** - *before*: Ech ruffen der un, **éier** ech fortfueren.
8. **obwuel** - *although*: Meng Mamm geet schaffen, **obwuel** hatt krank ass.
9. **wéi / wou** *etc*: Ech war frou, **wéi** si bei mir waren.
10. **esoubal** - *as soon as*: Sot eis Bescheed, **esoubal** dir doheem sidd.

Subordinate Conjunction: datt

1. To say in Luxembourgish *I want you to ...* (to state a desire for someone else to do something) you need a subordinate clause:

I want you to ... = Ech wëll, datt s du (informal)

2. **datt** can be omitted with the verbs **mengen** and **hoffen**. Then we have in the subordinate clause the normal word order: **verb 2. position**

Mengs du, hatt **kënnt** haut? = Mengs du, **datt** hat haut **kënnt**?

Ech **hoffen**, dir **gitt** net krank. = Ech **hoffen**, **datt** dir net krank **gitt**.

Dag 9: also, dofir, trotzdeem ...

Day 9: Conjunctive Adverbs



Conjunctive Adverbs

Conjunctive adverbs combine sentences, clauses and phrases.

They occupy position 1 so the verb goes in position 2.

Conjunctive adverbs NEVER send the verb to the end.

Et ass schonn immens spéit, **also** ginn ech elo an d'Bett.

Hie kann net Auto fueren, **dofir** fiert seng Fra.

Hatt ass krank, **trotzdeem** geet hatt schaffen.

Top 8 Conjunctive Adverbs

1. **also** - *so*: Du hues Féiwer, **also** bleifs du am Bett.
2. **allerdénks** - *however*: Ech wëll owes kachen, **allerdénks** hunn ech keng Zäit.
3. **ausserdeem** - *besides*: Et ass kee Brout méi do, **ausserdeem** sinn ech net hongereg.
4. **dann** - *then*: Ech dusche mech, **dann** doen ech mech un.
5. **dono (duerno)** - *afterwards*: Ech dusche mech, **dono** wäschen ech d'Zänn.
6. **dofir** - *therefore*: Ech maache moies Yoga, **dofir** stinn ech fréi op.
7. **sooss** - *otherwise*: Maach séier, **sooss** verpass du de Bus.
8. **trotzdeem** - *nevertheless*: Meng Mamm ass krank, **trotzdeem** geet si schaffen.

Dag 10: Resumé

Day 10: Summary



Summary

We looked at 4 different patterns of Luxembourgish Sentence Structure:

1) Simple Sentences

Ech	iessen	all Dag	Müsli.	
All Dag	iessen	ech	Müsli.	
Müsli	iessen	ech	all Dag.	
Also	iessen	ech	all Dag	Müsli.



SUMMARY

2) Questions

Wëlls du Lëtzebuergesch léieren? Jo, **ech wëll**.

Wou **wëlls** du Lëtzebuergesch léieren? An enger Sproocheschoul.

Hues du d'Buch gelies? Jo, **ech hunn** d'Buch gelies.

Wéini **hues** du d'Buch gelies? Gëschter **hunn** ech d'Buch gelies.

Summary

3) Sentence Brackets

- Hatt **rifft** senger Mamm **un**. *separable verb*
- Hatt **wëll** senger Mamm **uruffen**. *modal verb*
- Hatt **huet** senger Mamm **ugeruff**. *tenses*
- Hatt **wäert** senger Mamm **uruffen**. *tenses*
- Hatt **géif** senger Mamm **uruffen**. *tenses*



Summary

4) Connectors

Coordinate conjunctions
an, oder, mee

*Ech kachen net,
mee den Tom **kacht** all Dag.*

*Ech wëll net kachen,
mee den Tom **huet** eppes gekacht.*

Subordinate conjunctions
well, wann, datt ...

*Ech kachen net,
well den Tom all Dag **kacht**.*

*Ech wëll net kachen,
well den Tom eppes gekacht **huet**.*

Conjunctive adverbs
also, dofir, dann ...

*Ech kachen net,
dofir kacht den Tom all Dag.*

*Ech wëll net kachen,
dofir huet den Tom eppes gekacht.*



Most Important Rules

1. Most of the parts are flexible, except for the **VERB!**
2. The subject wants to be as far ahead as possible.
3. In a main clause the conjugated verb is usually on the 2. position.
4. **Part without preposition** (time & manner) usually comes before **part with preposition** (place ...):

Meng Kanner ginn **all Dag um 8 Auer moies** zu **Fouss an d'Schoul**.



Most Important Rules

5. If there is a second verb or a separable prefix, the prefix or the 2. verb goes to the end:

Ech **stinn** um 6 Auer **op**. / Ech muss um 6 Auer **opstoen**.

6. Any interjection, exclamation, name, certain adverbial phrases - usually set off by a comma, do NOT alter the “Verb-Second Rule”:

... **mee** ech hu keng Zäit. / **Anne**, ech muss elo goen. / **Jo**, mir ginn am Juni.



Most Important Rules

7. If the subordinate clause comes first, we have the

“**verb-comma-verb**” rule

Wann d'Wieder schéin **ass, ginn** ech an de Park.

