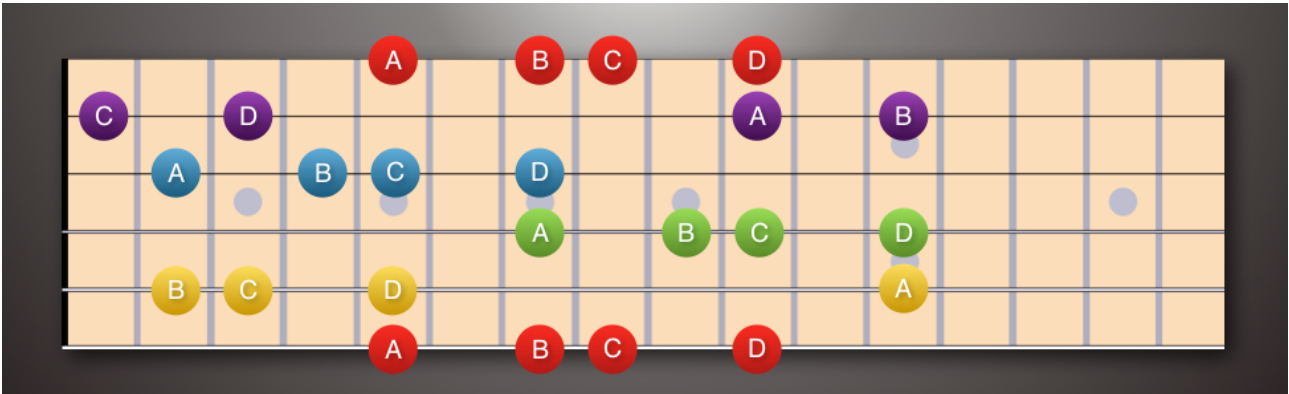


FRETBOARD MEMORIZATION TOOLBOX

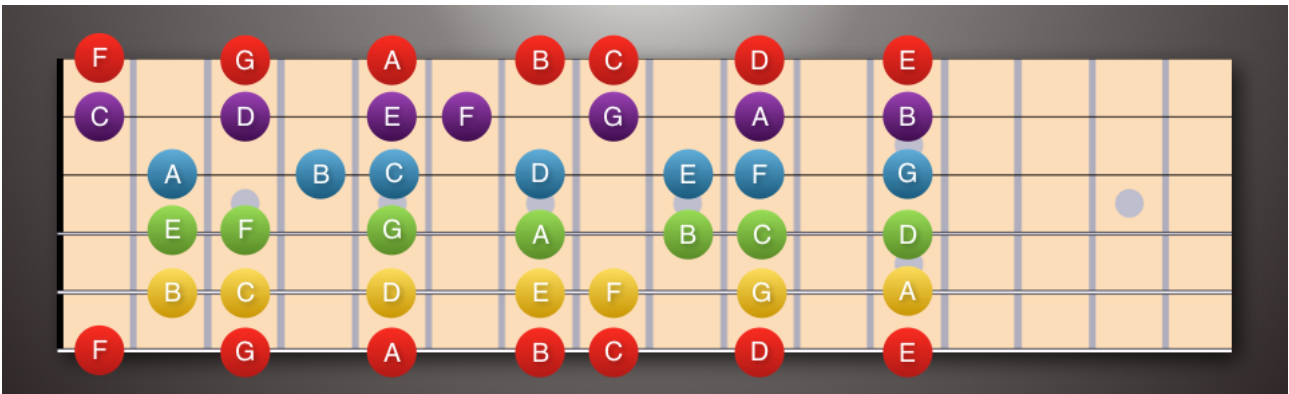
string.systems

Note: In the following diagrams, lower notes are on the bottom.

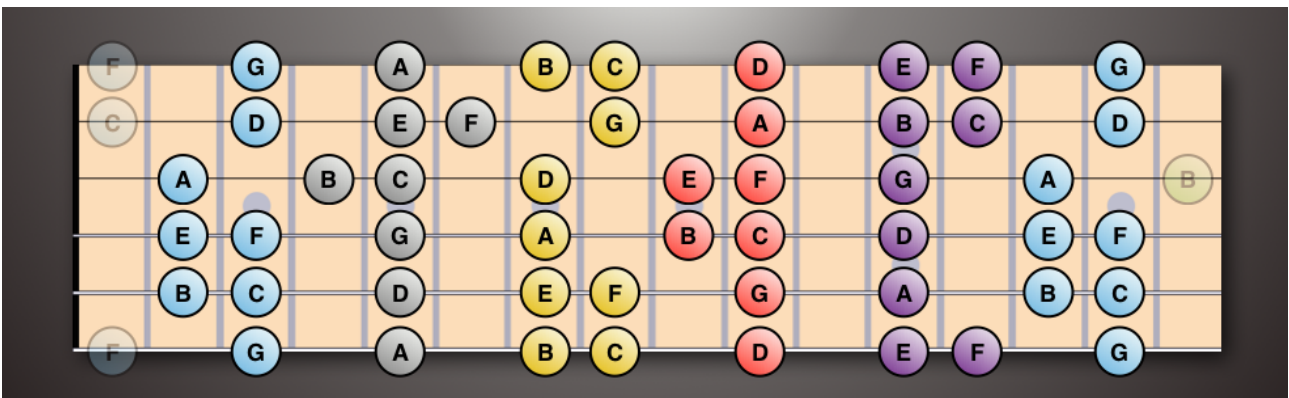
ABCD arranged by string:



ABCDEFG arranged by string:



ABCDEFG arranged by Vertical Area:



Learn the fretboard in 7 steps:

1. ABCD Horizontal

- a. ABCD Horizontal - 4 beats per note
- b. ABCD Horizontal - 2 beats per note
- c. ABCD Horizontal - Improvisation

2. ABCD Vertical

- a. ABCD Vertical - 4 beats per note
- b. ABCD Vertical - 2 beats per note
- c. ABCD Vertical - Improvisation

3. ABCDEFG Horizontal

- a. ABCDEFG Horizontal - 4 beats per note
- b. ABCDEFG Horizontal - 2 beats per note
- c. ABCDEFG Horizontal - Improvisation

4. ABCDEFG Vertical

- a. ABCDEFG Vertical - 4 beats per note
- b. ABCDEFG Vertical - 2 beats per note
- c. ABCDEFG Vertical - Improvisation

5. ABCDEFG Free Improvisation

6. All 12 notes Horizontally

7. All 12 notes Vertically

Extra: Practice locating a single note everywhere on the fretboard.