

WHAT PRICES AND AREAS OF RENTAL HOUSING ARE THE MOST POPULAR AMONG SHANGHAI COMMUTERS

Average Rental Price, Unit Price and Area of Rent Units within the 2Km-Circle Regions Centered on the Top Ten Subway Stations Where Commuters Choose to Live in the Surrounding

Legend

Average Unit Price in the 2Km Circle (RMB/M²)

- 149 - 173
- 173 - 198
- 198 - 223
- 223 - 247

Average Rental Price in the 2Km Circle (RMB/Month)

- 1796 - 2302
- 2302 - 2809
- 2809 - 3315
- 3315 - 3821

Average Rental Area in the 2Km Circle (M²)

- 11.8 - 15
- 15 - 18.1
- 18.1 - 21.2
- 21.2 - 24.3
- 24.3 - 27.4

2km Circle Around Top Ten Subway Stations Where Commuters Choose to Live

- 2Km Circle Region of the Most Popular One
- 2Km Circle Region of the Least Popular One

Top Ten Subway Stations Where Commuters Choose to Work Nearby

Subway Lines

Average Rental Price in Each Town (RMB/Month)

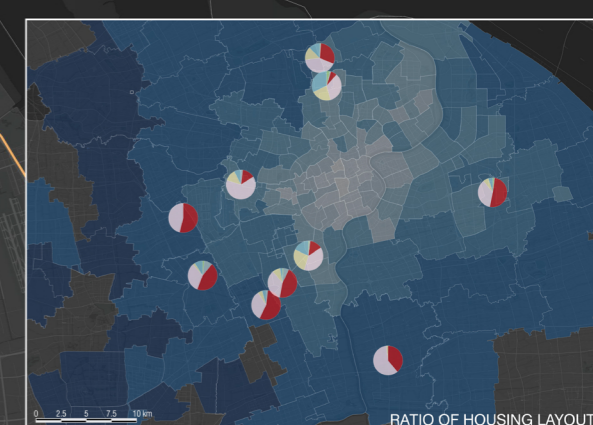
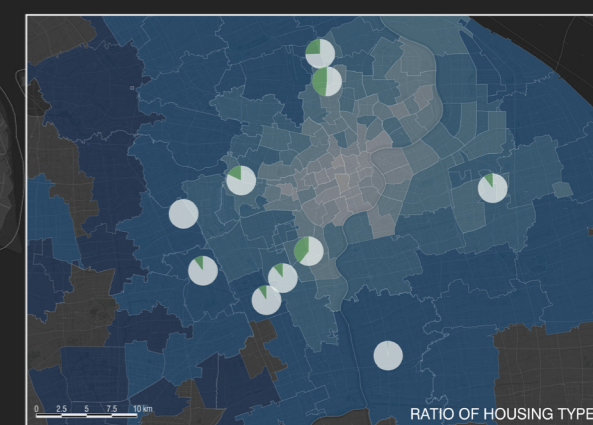
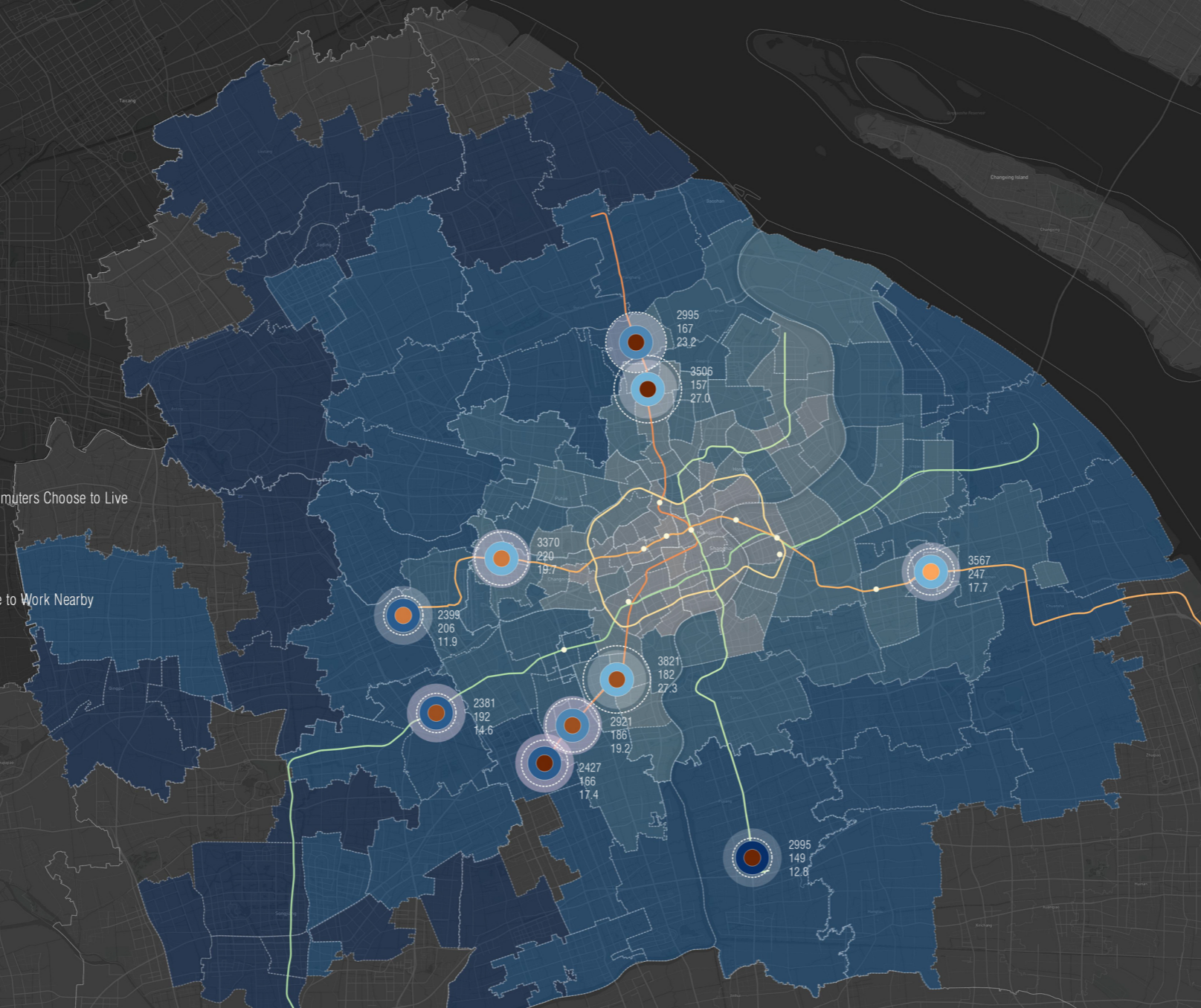
- 1310 - 1948
- 1948 - 2535
- 2535 - 3165
- 3165 - 3729
- 3729 - 4337
- 4337 - 4993
- 4993 - 5792
- 5792 - 6968

Type of the Rent

- Full Rent
- Shared Rent

Housing Layout (Number of Bedrooms)

- one
- Two
- Three
- Four
- Five
- Six
- Seven



Source: Soda Data innovation Platform-Shanghai Smart Card Scan Data
<http://soda.data.sh.gov.cn/competitionData.html>
<https://blog.csdn.net/LaoChengZier/article/details/102621813>
 Gaode Map Open Platform-Boundaries of City and Towns.
<https://developer.amap.com/demo/javascript-api/example/district-search/city-drop-down-list>
https://pan.baidu.com/s/1_jLPJPNVefcqhLz9W5z6XQ
 Ziroom - Housing Rental of Shanghai
<http://sh.ziroom.com/z/>

