


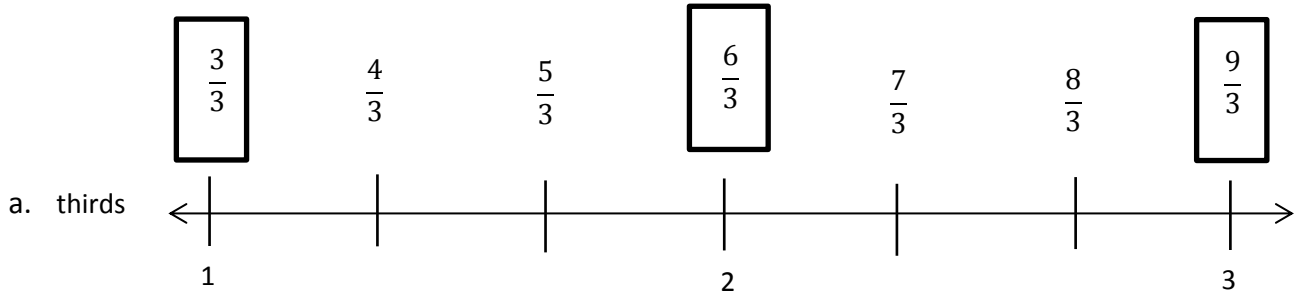


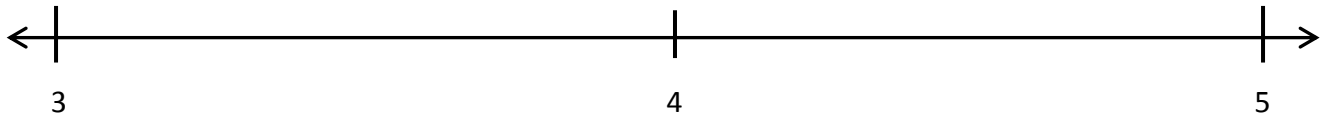
Name _____

Date _____


1. Estimate to equally partition and label the fractions on the number line. Label the wholes as fractions and box them. The first one is done for you.



2. Partition each whole into sixths. Label each fraction. Count up as you go. Box the fractions that are located at the same points as whole numbers.



3. Partition each whole into halves. Label each fraction. Count up as you go. Box the fractions that are located at the same points as whole numbers.



4. Draw a number line with endpoints 0 and 3. Label the wholes. Partition each whole into fifths. Label all the fractions from 0 to 3. Box the fractions that are located at the same points as whole numbers. Use a separate paper if you need more space.