

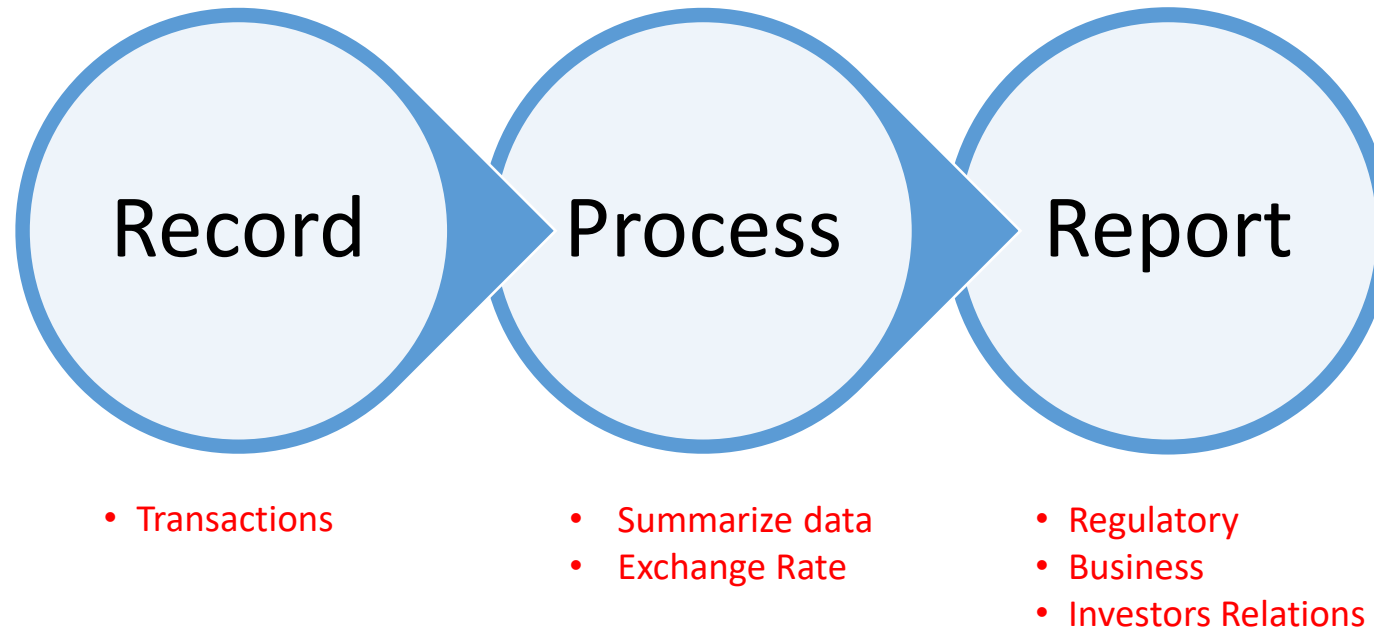
PS FSCM

Introduction To Financial & Supply Chain

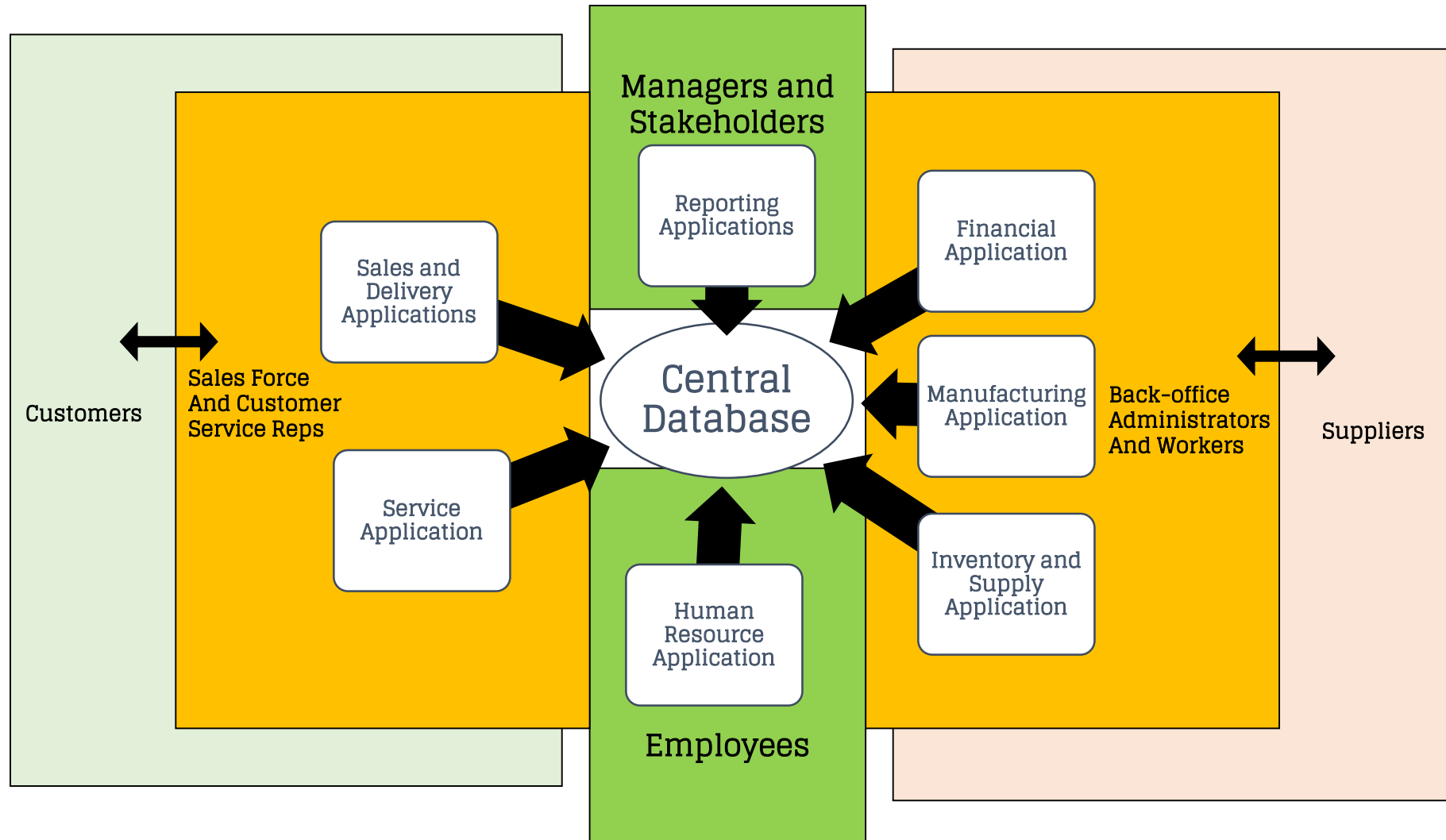
AGENDA

- FSCM System
- Course Curriculum
- Enterprise data
 - Master Data
 - Transaction Data
- Database Organisation
 - SetId & Business Unit
 - Record Group
 - TableSet Control

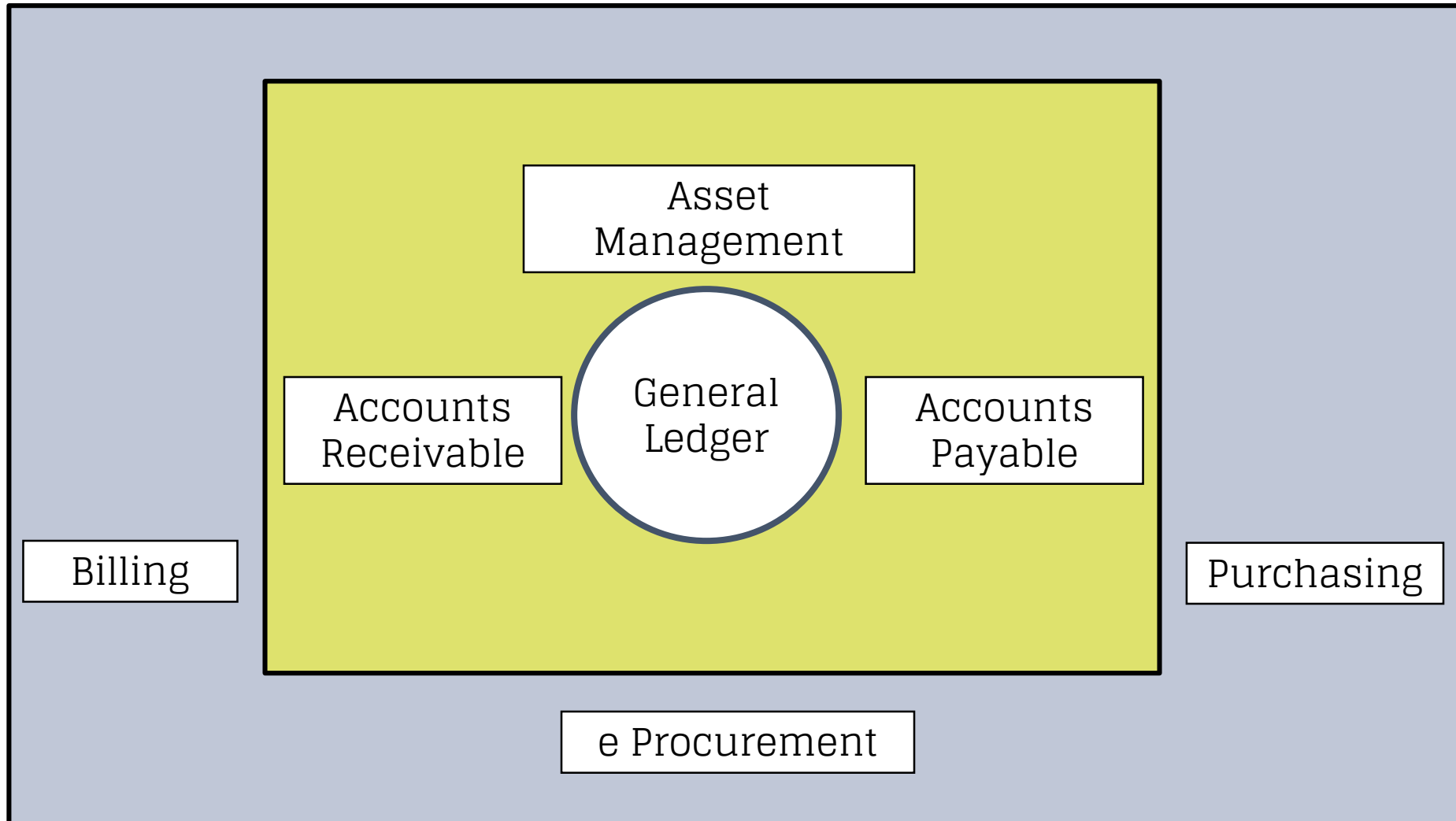
FSCM Systems



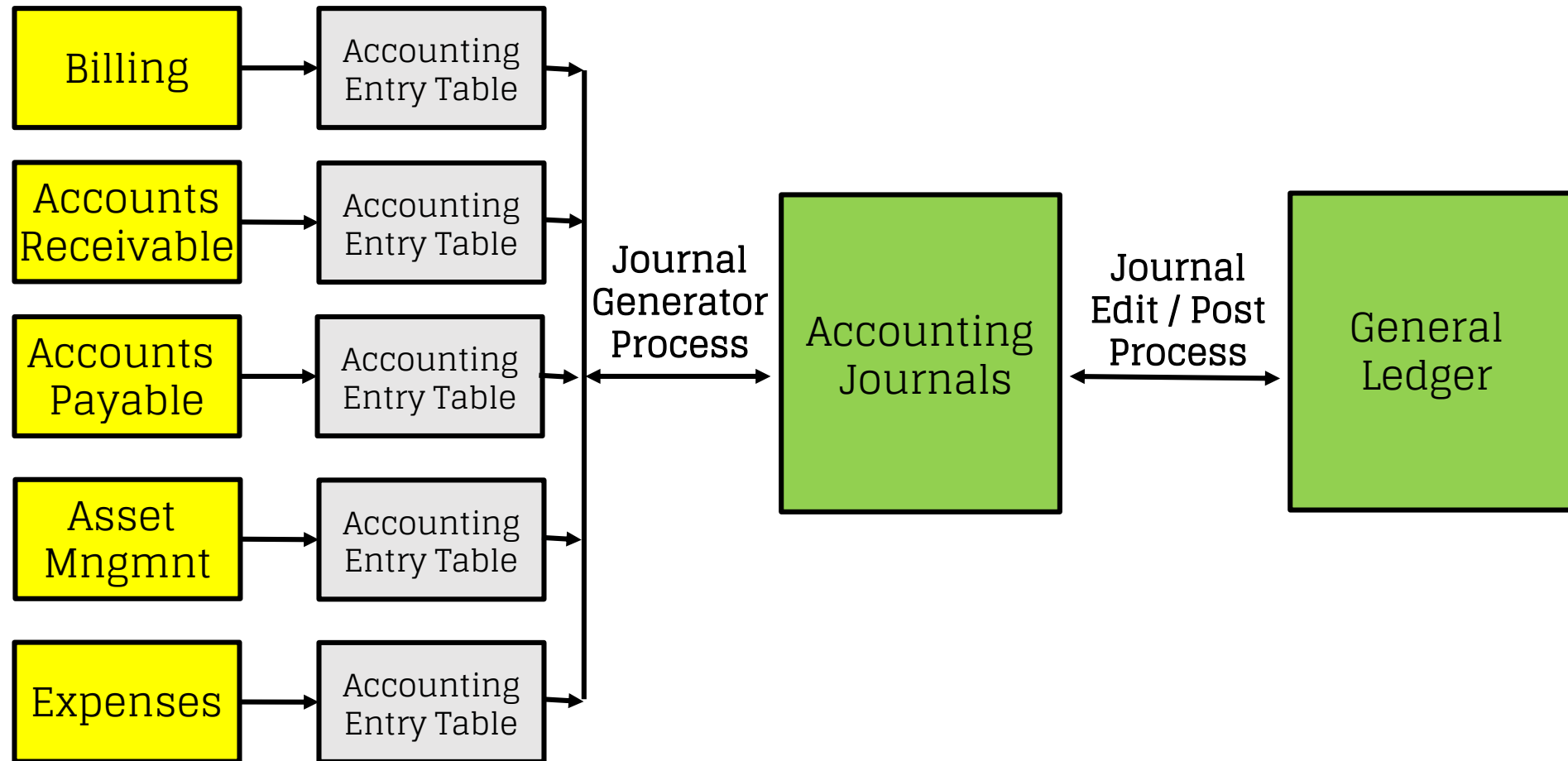
ERP - FSCM



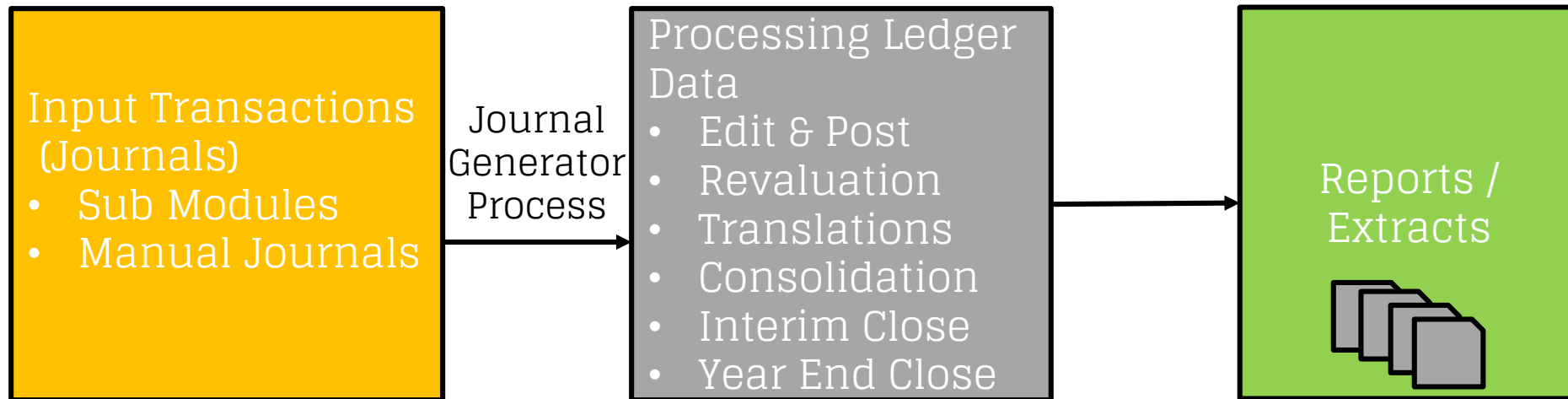
PS FSCM



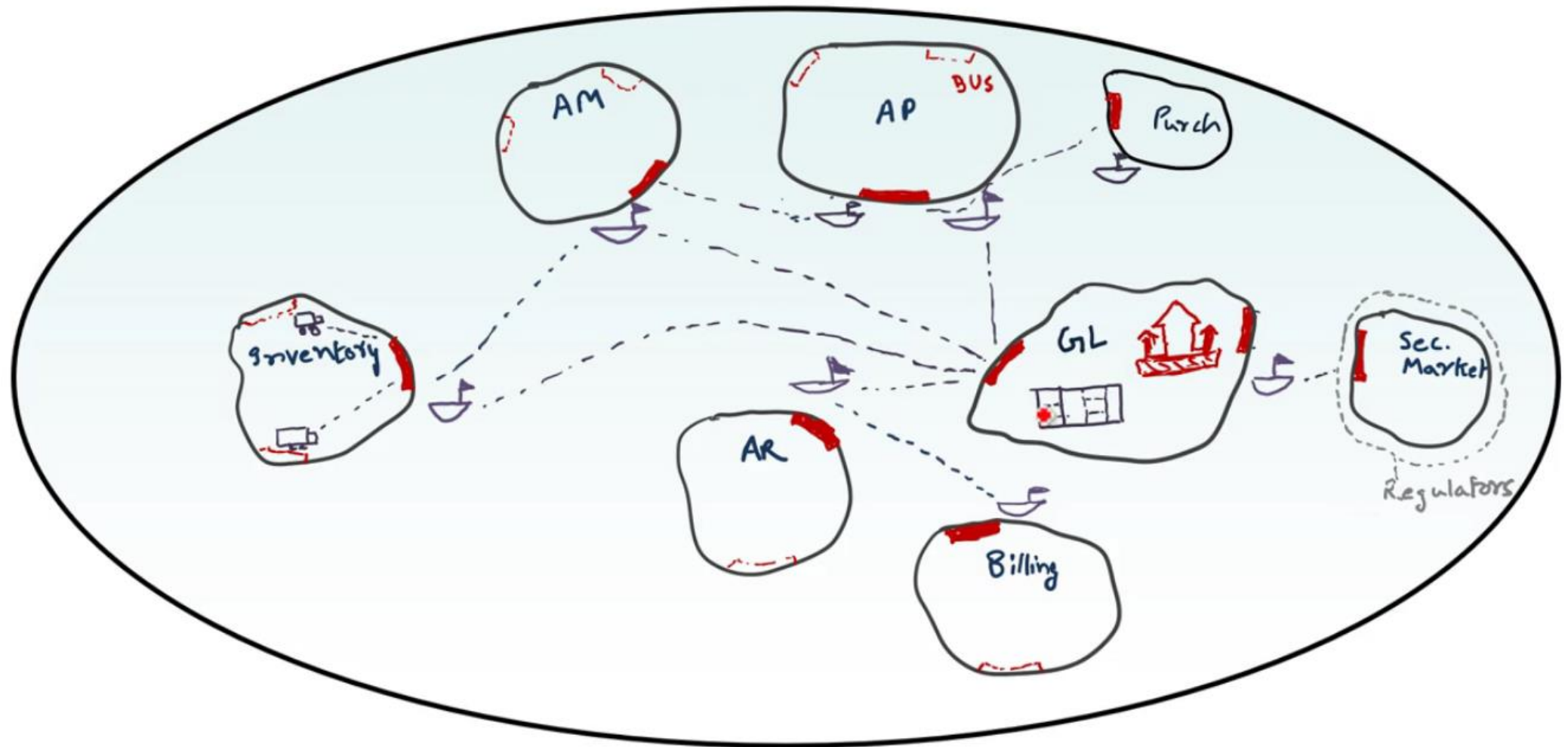
Processing in PeopleSoft



General Ledger Processing



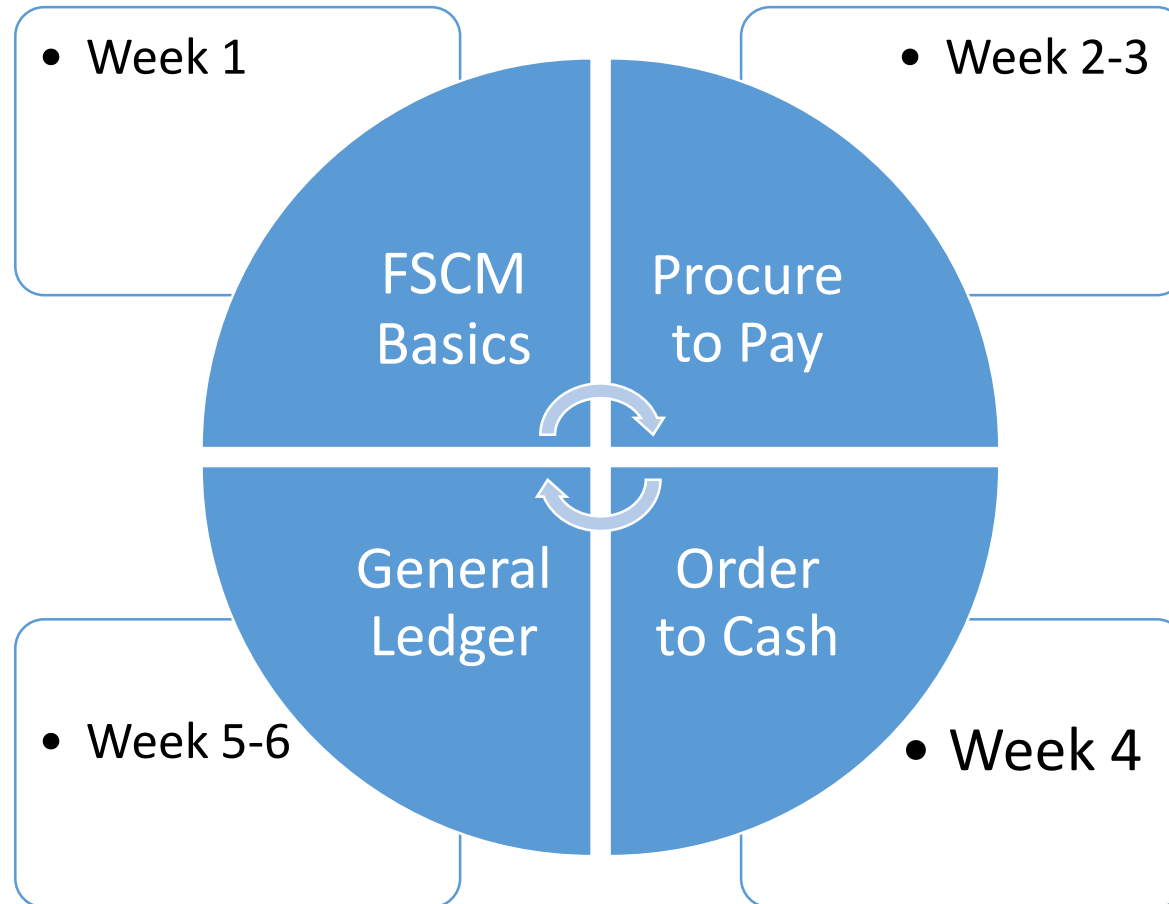
FSCM MAP



PS FSCM

Course Curriculum

Course Curriculum



FSCM Basics – Week 1

Week	Day	Section	Topic
Week 1	Day 1	PeopleSoft Financial Basic Configurations	Session 1 - Course Introduction
			Session 2 - Introduction to Financial & Supply Chain
			Session 3 - Setid, Business Unit & Record Group
			Exercises 1 - Setid, Business Unit & Record Group
	Day 2	PeopleSoft System Architecture	PS System Architecture
			Session 4 - PS Application Design (10:27)
			PeopleSoft Fluid Introduction
			Session 5 - Setup Manager (5:28)
			Session 6 - Fluid Navigation Collection (3:54)
			Exercise 2 - Fluid Navigation Collection
	Day 3	PeopleSoft ChartFields Configuration	Session 7 - ChartFields Configuration
			Exercise 3 - ChartField Configuration
			Session 8 - Excel to CI
			Exercise 4 - Excel to CI
	Day 4	PeopleSoft Finance Fundamentals	Session 9 - Financial Fundamentals
			Session 10 - FSCM_Accounting Flow
	Day 5	PeopleSoft General Ledger Basic Configurations	Session 11 - Chartfield Concepts
			Session 12 - GL Journal Processing and Review
			Quiz

Procure to Pay – Week 2

Week	Day	Section	Topic
Week 2	Day 6	PeopleSoft General Ledger Basic Configurations	Session 13 - Journal Generator
			Session 14 - Tree Manager
			Exercise 5 - Tree Manager
	Day 7	PS Query Manager	Session 16 - Query Manager
			Exercise 7 - Query Manager
		PS Security	Session 15 - PS Security
			Exercise 6 - PS Security
			Quiz 2
	Day 8	PeopleSoft Supply Chain Basic Setups	Session 17 - Market Rates
			Session 18 - Bank Setup
			Session 19 - Customer and Supplier Setup
			Exercise 8 - Customer Setup
			Exercise 9 - Bank Setup
			Exercise 10 - Create Supplier
		PS Query Manager	Session - FSCM Specific Important Queries
	Day 9	PeopleSoft Supply Chain Basic Setups	Session 20 - Document Sequencing
			Exercise 11 - Document Sequencing
			Quiz 3
	Day 10	PS FSCM - Procure to Pay	Session 21 - Procure to Pay Introduction
			Session 22 - Procure to Pay - Scenario Test

Procure to Pay – Week 3

Week	Day	Section	Topic
Week 3	Day 11	PeopleSoft Accounts Payable	Session 23 - Accounts Payable Processing
			Session 24 - Accounts Payable Configurations Part 1
			Session 25 - Accounts Payable Configurations Part 2
	Day 12	PeopleSoft Accounts Payable	Exercise 12 - Accounts Payable Setup_Part 1
	Day 18	PeopleSoft Accounts Payable	Exercise 13 - Accounts Payable Processing
	Day 13	Pay Cycle Processing	Session 26 - Pay Cycle Processing
			Exercise 14 - Pay Cycle Processing
	Day 14	PeopleSoft Purchasing	Session 27 - Purchasing Processes and Configurations
			Exercise 15 - Purchasing and Item
	Day 15	PeopleSoft Sub-modules Basic Setups	Session 28 - Chartfield Combination Edit
			Exercise 16 - Chartfield Combination Edit
			Session 29 - Batch scheduling
			Exercise 17 - Batch Scheduling
			Quiz 4

Order to Cash – Week 4

Week	Day	Section	Topic
Week 4	Day 18	PeopleSoft Account Receivable	Session 32 - Accounts Receivable Processes and Configurations
			Exercise 19 - Accounts Receivable Configuration
			Exercise 20 - Accounts Receivable Processing
			Quiz
	Day 16	RECAP - Session 1	RECAP & DISCUSSION (Part 2)
	Day 17	PeopleSoft Billing	Session 30 - Billing Introduction
			Session 31 - Billing Configuration
			Exercises 18 - Billing Setups and Processing
	Day 19	Order Management and Inventory	Session 33 - Order Management & Inventory - Introduction
			Session 34 - Order Management & Inventory - Processing (Part 1)
			Session 35 - Order Management & Inventory - Processing (Part 2)
			Exercise 21 - Order Management Processing
	Day 20	PeopleSoft Asset Management	Session 36 - Asset Management Introduction
			Session 37 - Asset Management Configuration
			Exercise 22 - Asset Management Setups_Part 1
			Exercise 23 - Asset Management Processing_Part 2
			Quiz

General Ledger – Week 5

Week	Day	Section	Topic
Week 5	Day 21	PeopleSoft Financial Basic Configurations	Session 38 - General Ledger Basic Setups
			Exercise 24 - GL Basic Setups
			Session 39 - Spreadsheet Journals Upload
			Exercise 25 - Spreadsheet Journal Upload
	Day 22	PeopleSoft Financial Basic Configurations	Session 40 - Suspense Accounting
			Exercise 26 - Suspense Accounting
	Day 23	PeopleSoft General Ledger - Multi-Currency Processes	Session 41 - Introduction to GL Core Processes
			Session 42 - Allocation
			Session 43 - Revaluation
			Session 44 - Translation
	Day 24	PeopleSoft General Ledger - Multi-Currency Processes	Exercise 27 - Allocation
			Exercise 28 - Revaluation
			Exercise 29 - Translation
			Quiz
	Day 25	RECAP - Session 2	RECAP & DISCUSSION (Part 2)

General Ledger – Week 6

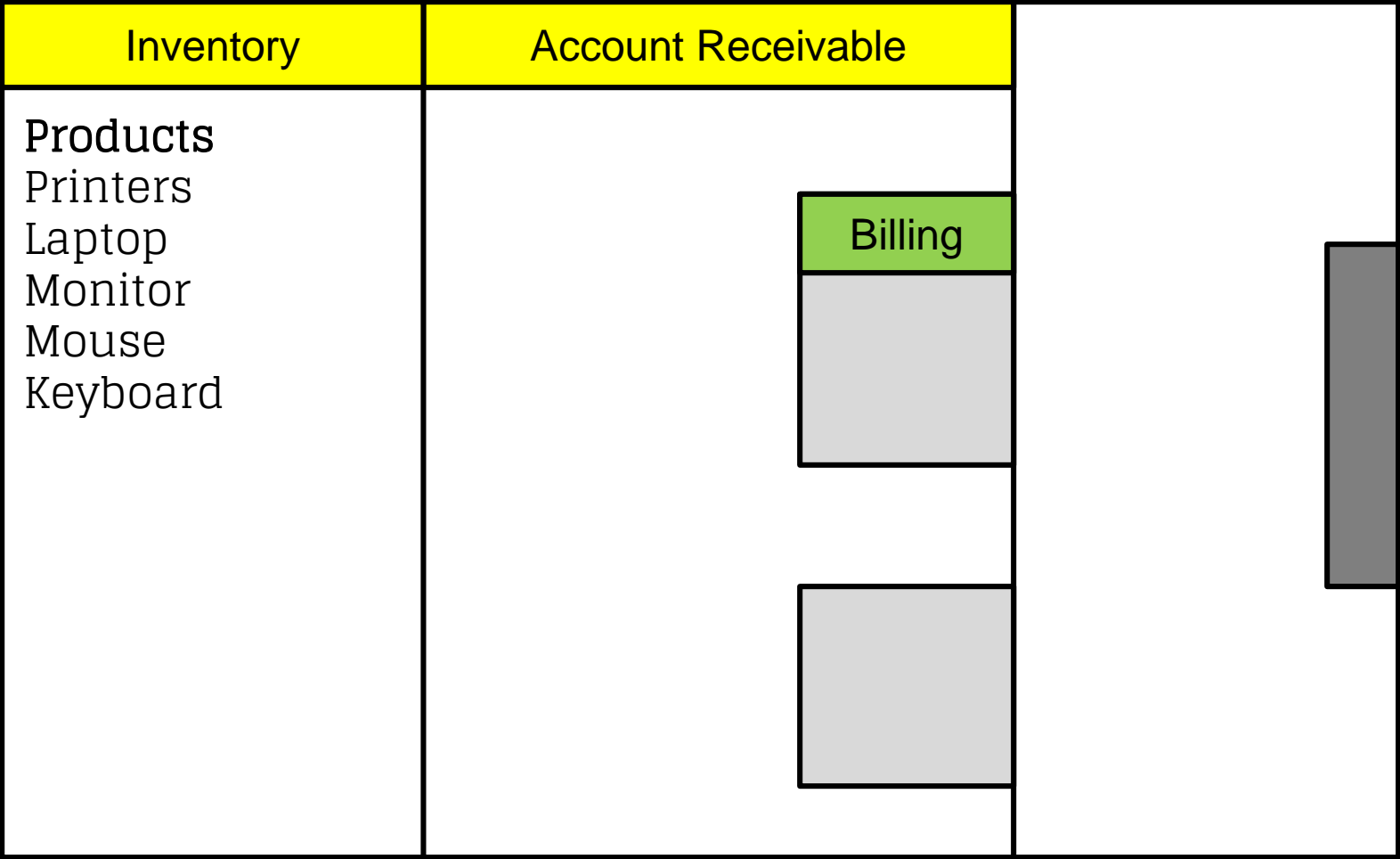
Week	Day	Section	Topic
Week 6	Day 26	PeopleSoft General Ledger - Core Processes	Session 45 - Interim Close
			Exercise 30 - Interim Close
			Session 46 - Year End Close - Introduction
			Session 47 - Year End Close - Configurations
			Session 48 - Year End Close - Scenario Test
			Exercise 31 - Year End Close
			Quiz
	Day 27	PeopleSoft General Ledger - Core Processes	Session - Simplified Journal Entry (New feature - Image 29)) (5:45)
			Session 49 - Interunit / Intraunit Accounting
	Day 28	PSGL Consolidation	Session 50 - Consolidation Introduction
			Session 51 - Consolidation Configurations
			Exercise 32 - Consolidation
			Quiz
	Day 29	PSGL Commitment Control	Session 52 - Commitment Control - Introduction
			Session 53 - Commitment Control - Configurations
			Exercise 33 - Commitment Control
	Day 30	RECAP - Session 3	FSCM Interview Questions
			FSCM Specific Important Queries
			Implementation Challenges
		Bonuses	Session 54 - Approval Workflow
			Exercise 34 - Approval Workflow
			Journal Processing in PeopleSoft General Ledger
			Session - Configurations to use GMAIL as SMTP server for PeopleSoft
			FSCM Cheatsheets

PS FSCM

Enterprise Data

FSCM - Scenario

MAX Enterprise



MAX Enterprise

ENTERPRISE DATA

Chartfields

Master Data

- Account
- Products
- Customer Type
- Department
- Operating Unit *etc...*

Journals

Transaction Data

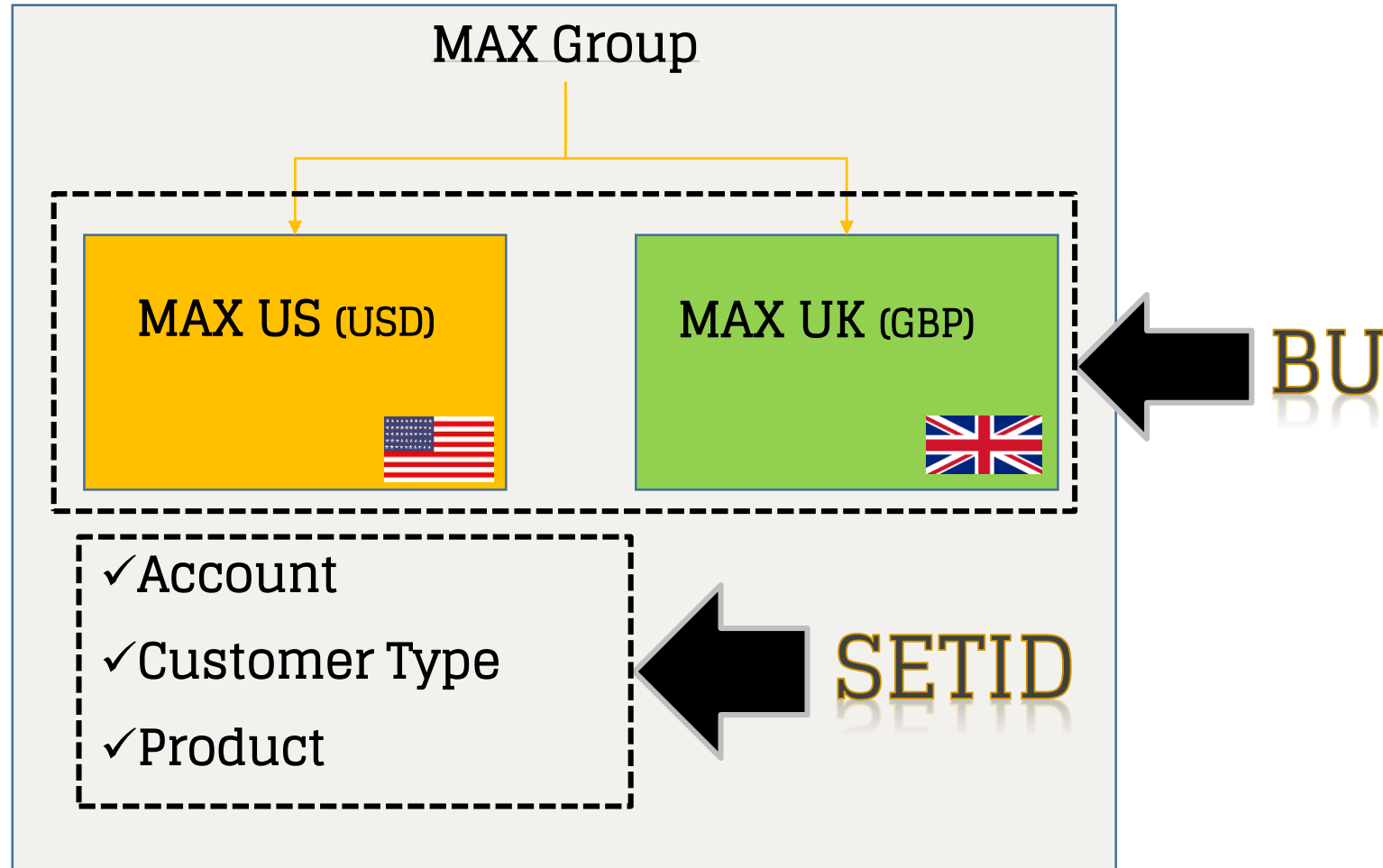
- Manual
 - *Adjustments, back dated entries etc...*
- System Generated
 - *Revaluation, Interim / Year end Close etc...*

Scenario



Master data and
Transaction data

ENTERPRISE DATA



ENTERPRISE DATA

Master Data	Transaction Data
Represents Business Objects	Represents day-to-day transactions
Control by Set Id	Control by Business Unit
Static in nature	Dynamic in nature
Can be shared by different Business Units	Specific to particular Business Unit

PS FSCM

Database Organization

Record Group

- Set of logically and functionally related records.
- For example, Record Group FS_02 defines edit tables related to Calendars.

Record Group

Record Group ID: FS_02

Description:

Short Description: ☐ Force Use of Default SetID

Records in Group		Personalize	Find	View All	First	1-10 of 85	Last
*Record (Table) Name	Record Description						
<input type="text" value="CALC_PER_AR_VW"/> 🔍	AR Calc Period Prompt	<input type="button" value="+"/>	<input type="button" value="-"/>				
<input type="text" value="CAL_ADJP_LOG"/> 🔍	Calendar Adjustment Log	<input type="button" value="+"/>	<input type="button" value="-"/>				
<input type="text" value="CAL_ADJP_TBL"/> 🔍	Detail Calendar Adjustment Per	<input type="button" value="+"/>	<input type="button" value="-"/>				
<input type="text" value="CAL_ADJP_VW"/> 🔍	Detail Calendar Adjustment Per	<input type="button" value="+"/>	<input type="button" value="-"/>				
<input type="text" value="CAL_BEG_DT_VW"/> 🔍	Calendar Begin Dt View	<input type="button" value="+"/>	<input type="button" value="-"/>				
<input type="text" value="CAL_BLDR_BP_VW"/> 🔍	Detail Calendar Periods	<input type="button" value="+"/>	<input type="button" value="-"/>				
<input type="text" value="CAL_BLDR_VW"/> 🔍	Detail Calendar Periods	<input type="button" value="+"/>	<input type="button" value="-"/>				
<input type="text" value="CAL_BPS_TBL"/> 🔍	Summary BP Calendar Periods	<input type="button" value="+"/>	<input type="button" value="-"/>				
<input type="text" value="CAL_BP_ALL_VW"/> 🔍	Budget Period Calendar View	<input type="button" value="+"/>	<input type="button" value="-"/>				
<input type="text" value="CAL_BP_INQ_VW"/> 🔍	Budget Period Calendar View	<input type="button" value="+"/>	<input type="button" value="-"/>				



Record Group

Tableset ID (SetId)

- SetId used to segregate master data
- SetId can be shared among business units

TableSet ID

SetID:	US001
Description:	<input type="text" value="US001 NEW YORK OPERATIONS"/>
Short Description:	<input type="text" value="US001"/>
Comments:	<div></div>

Save

Return to Search

Notify

Add

Update/Display

Business Unit

- Any entity that needs to maintain their account balances separate from each other
- Legal Entity or Organizational unit.

Definition | Journal Options | Currency Options | Approval Options | Inter/IntraUnit

Business Unit

US001

Description

US001 NEW YORK OPERATIONS

*As of Date

01/01/1900

Short Desc

US001

*Base Currency

USD

Holiday List

New York & Massachusetts

Location Code

☐ Customer Supplier Affiliate

☐ Enable Document Sequencing

☐ Consol - For Eliminations Only

Business Unit ID Numbers

ADB Incremental Calc Method

Mandate ID by BU

Save

Return to Search

Notify

Add

Update/Display

TableSet Control


- TableSet Control determines which master data rows can be accessed by a BU.

Record Group



Tree



Set Control Value: US001































SetID


*Default SetID:  SHARE


Record Group Control


Personalize | Find | View 100 |  

First  1-10 of 368  Last

Record Group ID	Description	*SetID	Short Description		
AM_01	Agencies	<input type="text" value="SHARE"/> 	SHARE		
AM_02	Book Definition	<input type="text" value="SHARE"/> 	SHARE		
AM_03	Asset Property	<input type="text" value="SHARE"/> 	SHARE		
AM_04	C.A.P. Types	<input type="text" value="SHARE"/> 	SHARE		
AM_05	AM Indexes	<input type="text" value="SHARE"/> 	SHARE		
AM_06	Units of Production Tables	<input type="text" value="SHARE"/> 	SHARE		
AM_09	Depreciation Tables	<input type="text" value="SHARE"/> 	SHARE		
AM_10	Accounting Entry Templates	<input type="text" value="SHARE"/> 	SHARE		
AM_12	Repair/Service	<input type="text" value="SHARE"/> 	SHARE		
AM_13	Maintenance Types	<input type="text" value="SHARE"/> 	SHARE		

 Save

 Return to Search

 Notify

RECAP

- FSCM System
- Course Curriculum
- Enterprise data
 - Master Data
 - Transaction Data
- Database Organisation
 - SetId & Business Unit
 - Record Group
 - TableSet Control