

Riding the School Bus

Learning Objectives:

Students will be introduced to or review the procedures for riding the school bus

Materials & Preparation:

- Riding the School Bus power point(included)
- Sequencing Activity (multiple levels included)
- Comprehension questions (included)
- Scissors & glue
- Picture writing prompt (included)

Instruction:

- How are different ways people get to school? How do you get to school? Did you know how to ride the bus on your first day?
- Riding the School Bus power point

Full Class Activity:

- Sequencing the steps as a class
- YouTube: There is a Buzzy the Bee video that introduces bus riding for first time riders "School bus safety rules and behavior expectations for first-time riders!". If this video is no longer available or too elementary for your students, YouTube has others!

Independent Working Time:

- Comprehension questions
- Picture Writing Prompt

Wrap up/Closing:

- Review riding the bus and appropriate behavior.

Other Ideas for Activities:

- Tour a school bus, you can work with your local school transportation supervisor to set this up. You could even do dismissal early one day and

have your students meet their drivers and tour their own buses, if time and your school allows it.

- We used to go on weekly job sites and other community trips so our students got a lot of practice riding the bus and practicing appropriate school bus (and community) behavior and expectations.

Name _____ Date _____

Draw a line to sequence the steps for riding the school bus.

Step 1 find a seat

Step 2 ride to school

Step 3 check bus number, get on bus

Step 4 wait for bus to stop, get off


Step 5 but seatbelt on

Step 6 wait at the bus stop


Name _____ Date _____

Cut out the pictures or words and glue steps in order for riding the school bus.

1



2




3




4



5



6





Check bus
number, get on
bus

Wait at bus
stop

Get off the bus

Find a seat

Ride to school

Put seatbelt on

Name _____ Date _____

Answer the following questions about riding the school bus.

1. Where can you get more information on your bus number?
 - a. Ask your parents or teacher
 - b. By watching TV
 - c. Just take a guess

2. When riding the bus, you should always _____.
 - a. Listen to loud music
 - b. Stay in your seat and follow the rules
 - c. Walk around the moving bus

3. Where can you look on the bus to find the number?
 - a. outside the bus by the door or window
 - b. on the tires
 - c. in the exhaust pipe

4. What is the first thing you do when you sit on the bus?
 - a. Eat your snack
 - b. Finish your homework
 - c. Put on your seatbelt

5. Where do you exit the bus in an emergency?
 - a. The window
 - b. The roof
 - c. The back door or emergency door

6. It is important to follow the rules in order to keep everyone _____.
 - a. Mad
 - b. Safe
 - c. Laughing

Score: _____/6 = _____%

Name _____ Date _____

Write 3-5 sentences about this picture.